

# NEUTRINO PHYSICS

## THE HUNDRED YEAR QUEST

J. Schneps  
Tufts University

DESY  
12/13 April 2011 <sup>1</sup>

# The First ~50 years

In December AD 1930  
Pauli proposed the  
“neutron” as a solution  
to the  $\beta$ -decay continuous  
spectrum problem.

For neutrino physics  
I will designate this year  
as AP 0 (AP=Anno Pauli).



In the period 10 to 0 BP (note 0 BP = AP 0) there was much ferment over the  $\beta$ -decay problem, but by AP 4 (1934) the problem was essentially solved. Enrico Fermi invented the weak interaction, and modified the name of Pauli's particle to 'neutrino'.

By AP 9 (1939), thanks to Hans Bethe, we could understand how the sun burns.

By AP 20 (1950) nuclear  $\beta$ -decay was quite well understood ( $n \rightarrow p e^- \bar{\nu}$ ). There were some ambiguities about the interaction form:

S, T, P, V, A




Meanwhile, other things were happening. The “muon” was discovered in AP 06(1936), and by AP 17(1947) was understood to be a weakly acting particle, the product of pion decay,  $\pi \rightarrow \mu \nu$ .

From AP 4(1934) to ~AP 20(1950) it was considered that the interaction of a neutrino would never be observed because of the minuscule cross section ( $\sim 10^{-43} \text{ m}^2$ )

However, about that time it was realized nuclear reactors are a prolific source of antineutrinos. Cowan and Reines took advantage of this and in AP 26(1956) were able to detect




The neutrino was “discovered”.



(And in AP 25-26(1955-56)  $K^0, \bar{K}^0$  mixing was predicted, and found.)

BUT, perhaps these weren't the greatest events in particle physics in AP 26(1956), for in that year




(Gell-Mann & Pais)

## Yang and Lee proposed Parity Violation!

AP 27(1957)

Confirmed experimentally  
by C.S. Wu et.al.



AP 28(1958)

V-A Theory of the Weak interaction

P violated - C violated

CP conserved ?

Marshak & Sudarshan, Feynman & Gell-Mann



Could the  $\nu$  from pion decay, be different from the  $\nu$  of beta decay ?

AP 32(1962)

The first accelerator neutrino beam from decaying pions at the Brookhaven AGS (Lederman, Schwartz, Steinberger)

$$\nu N \rightarrow \mu N$$



Now there are two neutrinos;  $\nu_\mu$  and  $\nu_e$

AP 31-40(1961-70)

AP 34(1964) Quark model and CP violation in  $K^0$  system

Electroweak Theory is developed (Glashow, Salam, Weinberg).

There are doubts. It predicts unobserved neutral currents,  $W$ 's,  $Z$ 's.



Cronin & Fitch



AP 40(1970)

GIM mechanism - explains suppressed FCNC -  
predicts charmed quark

AP 43(1973)

Neutral Currents discovered by Gargamelle  
collaboration - (including of course D. Haidt)

$$\nu_{\mu} e^{-} \rightarrow \nu_{\mu} e^{-}$$

$$\nu_{\mu} N \rightarrow \nu_{\mu} N$$

AP 44(1974) charm discovered ; AP 45 tau lepton (suggests a  
3rd neutrino,  $\nu_{\tau}$  )

AP 47(1977) bottom quark; AP 53 (1983) W's and Z's

The Standard Model is “In”

AP 33(1963)-present - neutrinos are used as probes, e.g.,  
cross sections, structure functions,  $m_A$ ,  $\theta_W$  , etc.

The first ~50 years - one discovery after another

But we left out a few things

AP 7(1937) - Majorana : Is the neutrino its own antiparticle? - (neutrinoless double  $\beta$ -decay)

AP 20(1950) - present - neutrino mass from  $H^3$   $\beta$ -decay

AP 28(1958) - Pontecorvo ; Are there  $\nu$ - $\bar{\nu}$  oscillations (analogous to  $K^0$ - $\bar{K}^0$ )?



Бруно Понтекорво

AP 35-50(1965-80) - Ray Davis detects solar neutrinos

$\sim 1/2$  expected number. Common opinion:

Either the experiment or the Standard Solar Model is wrong. This became the

solar neutrino problem. (both were okay)

Could  $\nu$ - $\bar{\nu}$  or  $\nu_e$ - $\nu_\mu$  oscillations explain it??





# AP 50 - 70(1980-2000)

Solar, Reactors, Atmospheric, Accelerators  
Things are heating up

Solar Neutrino “deficit” confirmed by gallium experiments, GALLEX, GNO (Gran Sasso) and SAGE(Russia), also by Kamiokande and later Superkamiokande. If oscillations and the MSW effect (matter effect) are taken into account

it requires  $m_2^2 - m_1^2 = \Delta m_{21}^2 \sim 10^{-4} \text{ eV}^2$

AP 57(1987)



Neutrino burst from Supernova 1987A observed by Kamiokande and IMB.

Neutrino Astronomy is born.

Around 1987 a new idea became attractive, neutrinos as the missing Dark Matter. The mass had to be  $\sim 20 \pm 10$  eV.

The leading candidate is  $\nu_\tau$ .

Look in accelerator beams for  $\nu_\mu \rightarrow \nu_\tau$  oscillations

Wide band  $\nu_\mu$  beams around 10-100 GeV with

pion decay tunnels of  $\sim 500$ m and the

detector at  $\sim 1$  km were just right

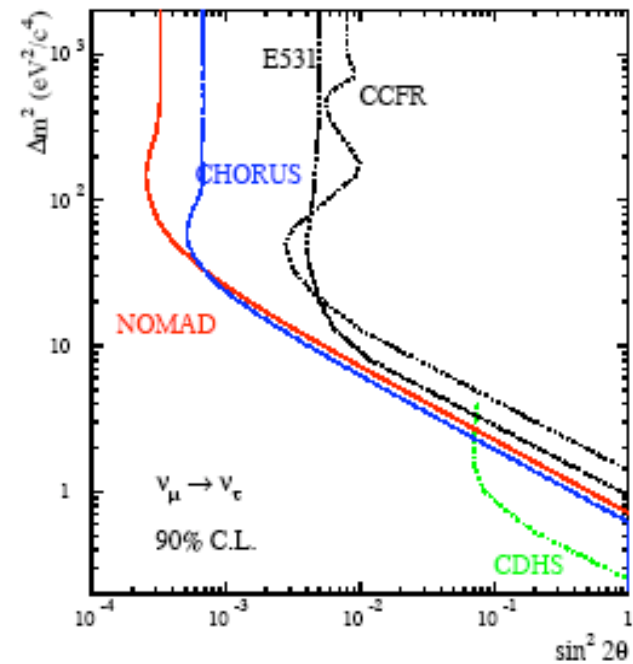
for  $\Delta m^2 \sim 100 - 1000$  eV<sup>2</sup>.

**CHORUS and NOMAD at CERN.**

By AP 70(2000) no evidence for oscillations, but limits were set

$$P_{\mu\tau} \rightarrow \sin^2 2\theta \sin^2 [1.27(L/E)\Delta m^2]$$

$L(m), E(\text{MeV}), \Delta m^2(\text{eV}^2)$



# Atmospheric Neutrinos

AP 58(1988) - Atmospheric neutrinos, the background for nucleon decay experiments - The ratio  $(\nu_\mu + \bar{\nu}_\mu) / (\nu_e + \bar{\nu}_e)$  is observed to be significantly below the expected value of  $\sim 2$  ( $\pi \rightarrow \mu \nu_\mu$  ;  $\mu \rightarrow e \nu_\mu \nu_e$ ) by the Kamiokande and IMB experiments.

Kamiokande notes the effect is mainly a deficit of  $\nu_\mu$ . They propose missing  $\nu_\mu$  have oscillated into  $\nu_\tau$ .  
'nde' for Nucleon Decay Experiment  $\rightarrow$  Neutrino Detection Experiment

As we saw, the two neutrino oscillation hypothesis leads to the simple formula for  $\nu_\mu$  disappearance

$$P_{\mu\mu} = 1 - P_{\mu\tau}$$

$$P_{\mu\tau} = \sin^2 2\theta_{23} \sin^2 [1.27 (L/E) \Delta m_{32}^2]$$

With L in km, E in GeV,  $\Delta m_{32}^2 = m_3^2 - m_2^2$  in  $eV^2$

$$|\nu_\mu\rangle = \cos\theta_{23} |\nu_2\rangle + \sin\theta_{23} |\nu_3\rangle$$

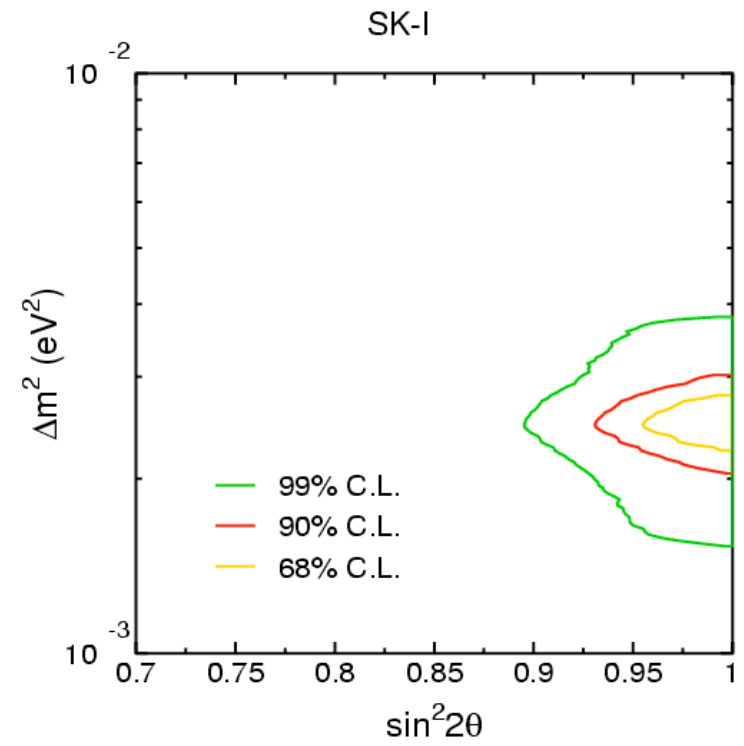

$$|\nu_\tau\rangle = -\sin\theta_{23} |\nu_2\rangle + \cos\theta_{23} |\nu_3\rangle$$

$\theta_{23}$  is called the atmospheric mixing angle

Note  $\Delta m_{32}^2$  can be positive or negative

Superkamiokande is built (50 ktons  $H_2O$ ) and by measuring zenith angle (essentially L) and E, in

AP 68(1998) oscillations of atmospheric neutrinos are confirmed.  $\sin^2 2\theta_{23} \sim 1$ ,  $|\Delta m_{32}^2| = 2.5 \times 10^{-3} eV^2$



AP 65-68(1995-98) LSND , Los Alamos

$\pi^+ \rightarrow \mu^+ \nu_\mu$  ;  $\mu^+ \rightarrow e^+ \bar{\nu}_\mu \nu_e$  ( $\pi^+$  stopped or in flight)

No  $\bar{\nu}_e$  produced, but observe  $\bar{\nu}_e + p \rightarrow e^+ + n$

All backgrounds are carefully studied

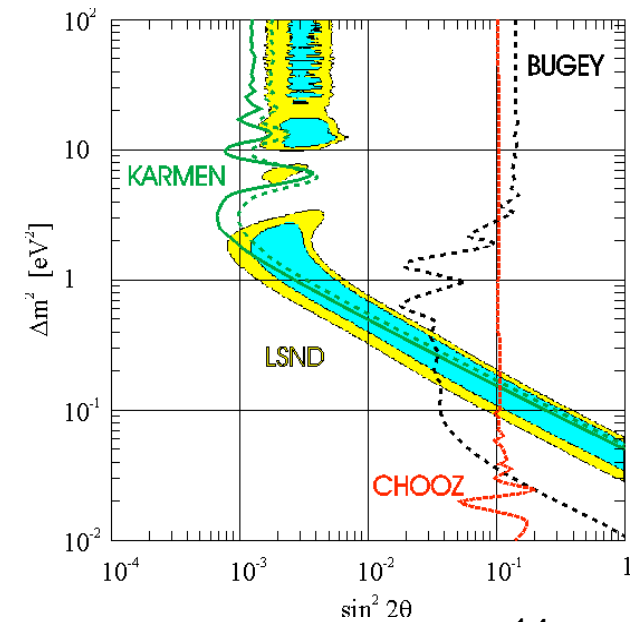
Their hypothesis - neutrino oscillations

$$\bar{\nu}_\mu \rightarrow \bar{\nu}_e$$

For two-neutrino oscillations

$$P \rightarrow \sin^2 2\theta \sin^2 [1.27 (L/E) \Delta m^2]$$

Data require  $\Delta m^2 \sim 1 \text{ eV}^2$





# Reactor Experiments AP62-69(1992-99)

## PALO VERDE and CHOOZ

The object was to see  $\bar{\nu}_e$  disappearance.

Earlier experiments had source to detector distances,  $L \sim 100$  m. They saw no effect.

The new proposals had baselines of  $L \sim 1$  km

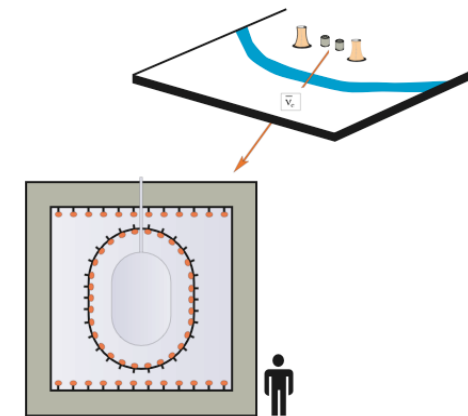
$$P_{ee} = 1 - \sin^2 2\theta \sin^2 [1.27 L(\text{m}) \Delta m^2 (\text{eV}^2) / E(\text{MeV})]$$

1999 Result: no evidence

for disappearance, but limits obtained

$$\sin^2 2\theta_{13} < 0.15 \text{ if } |\Delta m^2_{31}| \approx 2.5 \times 10^{-3} \text{ eV}^2$$

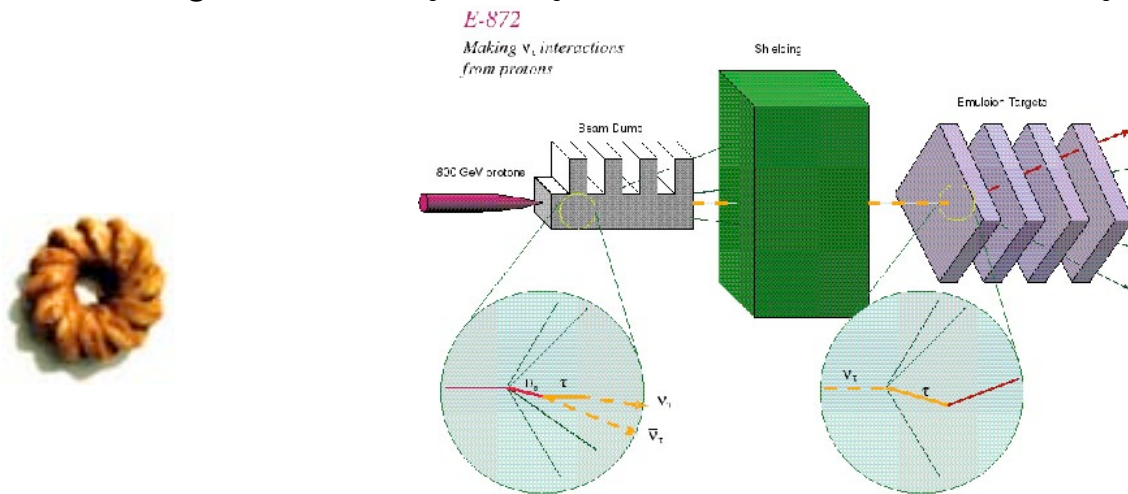

CHOOZ





# AP 70(2000) $\nu_\tau$

The  $\tau$  lepton was discovered in 1975. From experiments at LEP, the  $Z^0$  width indicates 3 active neutrinos as the Standard Model requires. Study of  $\tau$  decays indicates the emitted neutrino is different from  $\nu_e$  and  $\nu_\mu$ . But still, we want to observe it directly. Start (or end) a new (old) millenium with the DONuT experiment at Fermilab. Direct Observation of Neutrino Tau



All three neutrinos have been “observed”. 17

# AP 72(2002) SNO -Sudbury Neutrino Observatory

SuperKamiokande -  $\nu_e + e^- \rightarrow \nu_e + e^-$

SNO(2002) - ES:  $\nu_x + e^- \rightarrow \nu_x + e^-$

CC:  $\nu_e + d \rightarrow p + p + e^-$

NC:  $\nu_x + d \rightarrow p + n + \nu_x$

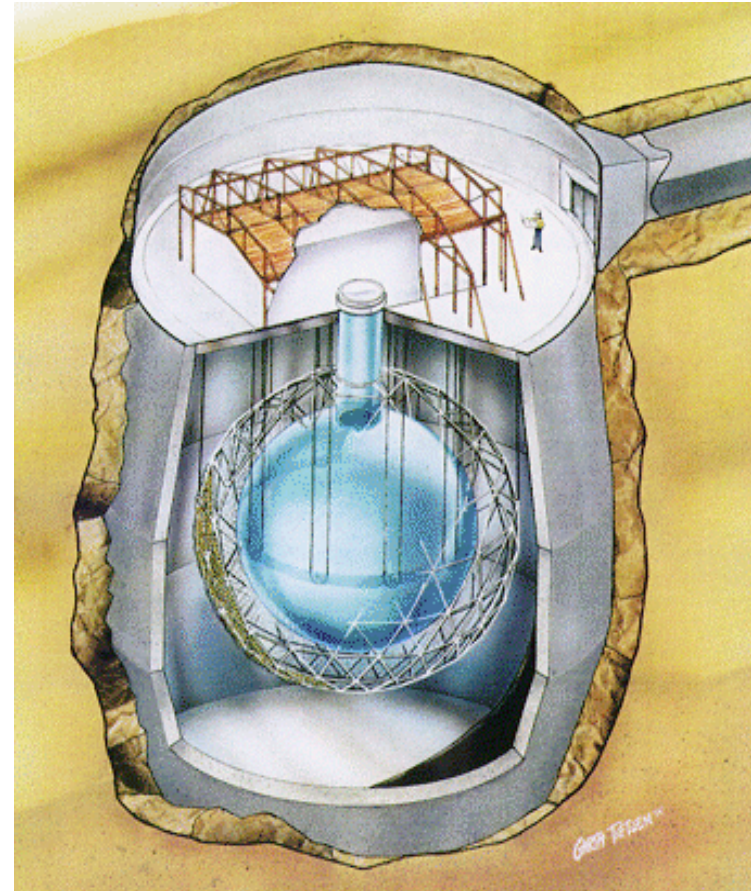
( $\nu_x$  = all neutrinos)

All experiments showed too few  $\nu_e$  compared to SSM, but SNO NC was the clincher. Rate of  $\nu_x$  agrees with SSM. Interpretation,  $\nu_e \rightarrow \nu_\mu, \nu_\tau$

Oscillations, enhanced by MSW (matter) effect in the sun.

Result:  $\Delta m_{21}^2 \approx 10^{-4} \text{ eV}^2$  ;  $\sin^2 2\theta_{12} \approx 0.8$

1000 tons of  $D_2O$   
2 km underground



# AP 68-78(1998-2008) KamLAND

With the large solar mixing angle favored,  $\sin^2 2\theta_{12} \sim 0.8$ , it was evident that this solution could be tested terrestrially, using reactor  $\bar{\nu}_e$  at  $L \sim 100$  km. Problem of low flux resolved by using many reactors.  $L = 180$  km (ave. distance)

2008 Result: KamLAND alone  
 $\tan^2 \theta_{12} = 0.56$ ;  $\Delta m^2_{21} = 7.58 \times 10^{-5} \text{ eV}^2$

Solar + KamLAND  
 $\tan^2 \theta_{12} = 0.47$ ;  $\Delta m^2_{21} = 7.59 \times 10^{-5} \text{ eV}^2$   
 $\sin^2 2\theta_{12} = 0.87$



$\sim 5 \times 10^6 \bar{\nu}_e / \text{cm}^2$   
/ sec

Few evts/day  
detected

# Long baseline accelerator experiments to test atmospheric neutrino results

**K2K**, **NuMI/MINOS**,  
**CNGS(OPERA, ICARUS)**

Recall,  $P_{\mu\tau} = \sin^2 2\theta \sin^2(1.27\Delta m^2 L/E)$  for  $\nu_\tau$  appearance

$P_{\mu\mu} = 1 - \sin^2 2\theta \sin^2(1.27\Delta m^2 L/E)$  for  $\nu_\mu$  disappearance

Oscillation peak (or dip) at  $1.27\Delta m^2 L/E = \pi/2$

With  $\Delta m^2 = 2.5 \times 10^{-3} \text{ eV}^2$ ,  $L/E \sim 500 \text{ km/GeV}$

1990 - P822 proposal, Fermilab  $\rightarrow$  Soudan mine, 735 km

Main Injector wide band  $\nu_\mu$  beam,

became **NuMI/MINOS (E875)** in 1995, Started running, January 2005,

$\nu_\mu$  beam peak  $\sim 2\text{-}3 \text{ GeV}$


1995 - **K2K** proposal, KEK to SuperK, 250 km,

$\nu_\mu$  beam  $\sim 1 \text{ GeV}$ , Started running 1999, finished 2002.

1998 - **CNGS**, experiments **OPERA and ICARUS**, 730 km,  $\nu_\mu$  beam  $\sim 15 \text{ GeV}$ , will start in 2006

# The MINOS Experiment

## Main Injector Neutrino Oscillation Search



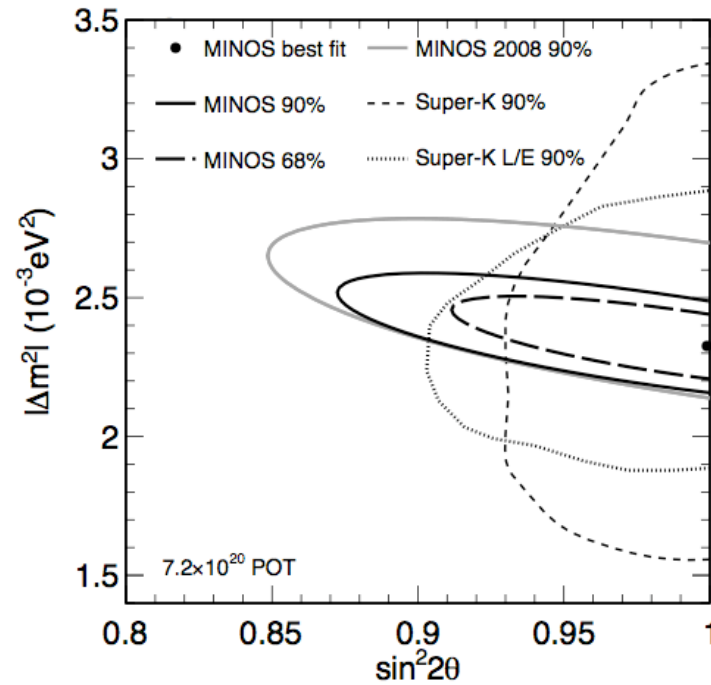
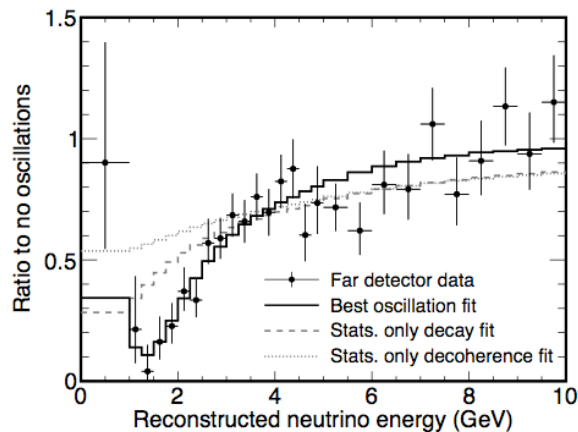
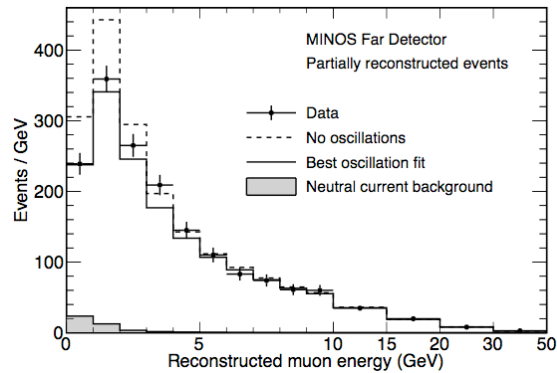
- 735 km baseline from Fermilab to Soudan Mine
- Uses NuMI  $\nu_\mu$  beam
  - $2.5 \times 10^{13}$  protons/pulse
  - 320 kW beam power
  - 3.3 GeV average  $E_\nu$



- Detectors are planar steel/scintillator calorimeters
  - Functionally equivalent
  - Magnetized with  $\langle B \rangle \sim 1.3$  T
  - Cancellation of  $\nu$  flux and cross-section uncertainties
- Compare prediction from ND with FD observation to make precision measurements of neutrino oscillation parameters

# MINOS RUN - AP 75-80

‘Atmospheric’ parameters from  $\nu_\mu$  disappearance



$$\Delta m^2_{32} = 2.32^{+0.12}_{-0.08} \times 10^{-3} \text{ eV}^2$$

$$\sin^2 2\theta_{23} > 0.9 \text{ (90\% CL)}$$

arXiv:1103.0340

$\sin^2 2\theta_{12}$  and  $\Delta m_{21}^2$  measured in solar experiments and KamLAND  
 $\sin^2 2\theta_{23}$  and  $|\Delta m_{32}^2|$  measured with atmospheric neutrinos and long  
baseline accelerator beams, **still some**

## BIG QUESTIONS

- What is  $\theta_{13}$ ? All we know is the CHOOZ limit  $\sin^2 2\theta_{13} < 0.15$
- MASS HIERARCHY. Is  $m_3 > m_2$  (Normal) or  $m_3 < m_2$  (Inverted)?
- Is  $\theta_{23}$  exactly  $45^\circ$ ? A little greater? A little smaller?
- What is the CP phase  $\delta$ ? Is CP conservation violated ( $\delta \neq 0, \pi$ )?  
(If so, could it support the leptogenesis idea to explain baryon-  
antibaryon asymmetry in the universe?)

$\nu_\mu \rightarrow \nu_e$  oscillations could provide some answers

They depend on  $\Delta m_{31}^2 \approx \Delta m_{32}^2$  such that long baseline  
experiments could be sensitive to  $\sin^2 2\theta_{13}$ . In addition, the  
matter effect on  $\nu_e$  as the beam passes through the earth gives  
rise to differences in  $\nu_e(\bar{\nu}_e)$  appearance for  $\nu_\mu(\bar{\nu}_\mu)$  beams which  
depend on  $\delta$  and the Mass Hierarchy.

# Standard 3-ν Phenomenology for $\nu_\mu \rightarrow \nu_e$ with matter effects

Normal Hierarchy,  $h = 1$  ; Inverted Hierarchy,  $h = -1$ .

$$\Delta = 1.27 \Delta m_{31}^2 L(km) / E(GeV)$$

$$x = \frac{2\sqrt{2}G_F N_e E}{\Delta m_{31}^2}$$

$$\text{or } x = E(GeV) / 11 GeV$$

$$P_1(\nu) = \sin^2 2\theta_{13} \sin^2 2\theta_{23} \frac{\sin^2[(1-hx)\Delta]}{(1-hx)^2}$$

$$P_2(\nu) = \left(\frac{\Delta m_{21}^2}{\Delta m_{31}^2}\right)^2 \sin^2 2\theta_{12} \sin^2 2\theta_{23} \frac{\sin^2[x\Delta]}{x^2}$$

$$P_3(\nu) = -\left(\frac{\Delta m_{21}^2}{\Delta m_{31}^2}\right)^2 \sin 2\theta_{13} \sin 2\theta_{12} \sin 2\theta_{23} \sin(\Delta) \frac{\sin(x\Delta)}{x} \frac{\sin[(1-hx)\Delta]}{(1-hx)} \sin \delta$$

$$P_4(\nu) = h \left(\frac{\Delta m_{21}^2}{\Delta m_{31}^2}\right)^2 \sin 2\theta_{13} \sin 2\theta_{12} \sin 2\theta_{23} \cos(\Delta) \frac{\sin(x\Delta)}{x} \frac{\sin[(1-hx)\Delta]}{(1-hx)} \cos \delta$$

$$P_1(\bar{\nu}) = \sin^2 2\theta_{13} \sin^2 2\theta_{23} \frac{\sin^2[(1+hx)\Delta]}{(1+hx)^2}$$

$$P_2(\bar{\nu}) = \left(\frac{\Delta m_{21}^2}{\Delta m_{31}^2}\right)^2 \sin^2 2\theta_{12} \sin^2 2\theta_{23} \frac{\sin^2[x\Delta]}{x^2}$$

$$P_3(\bar{\nu}) = \left(\frac{\Delta m_{21}^2}{\Delta m_{31}^2}\right)^2 \sin 2\theta_{13} \sin 2\theta_{12} \sin 2\theta_{23} \sin(\Delta) \frac{\sin(x\Delta)}{x} \frac{\sin[(1+hx)\Delta]}{(1+hx)} \sin \delta$$

$$P_4(\bar{\nu}) = h \left(\frac{\Delta m_{21}^2}{\Delta m_{31}^2}\right)^2 \sin 2\theta_{13} \sin 2\theta_{12} \sin 2\theta_{23} \cos(\Delta) \frac{\sin(x\Delta)}{x} \frac{\sin[(1+hx)\Delta]}{(1+hx)} \cos \delta$$

$$\Delta m_{31}^2 = 2.35 \times 10^{-3} eV^2$$

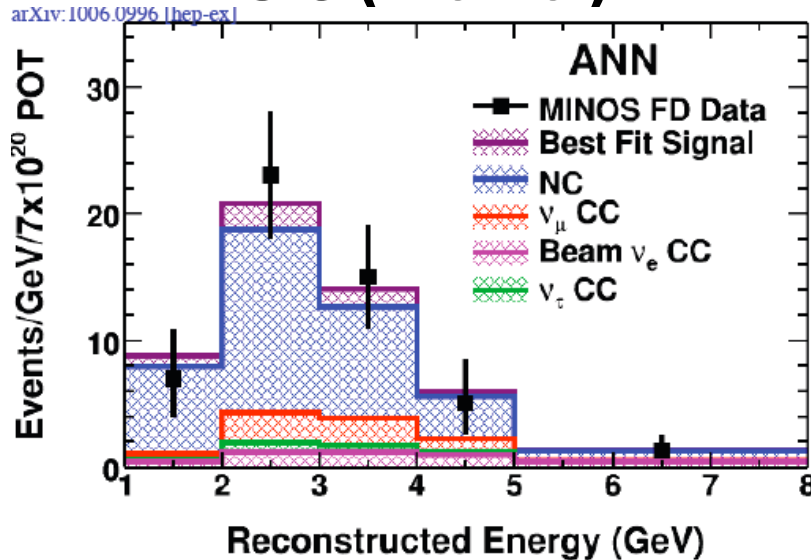
$$\Delta m_{21}^2 = 7.59 \times 10^{-5} eV^2$$

$$\theta_{23} = \frac{\pi}{4} \text{ rad}$$

$$\theta_{12} = 0.58 \text{ rad}$$



# AP 80(2010)MINOS - $\nu_e$ Appearance



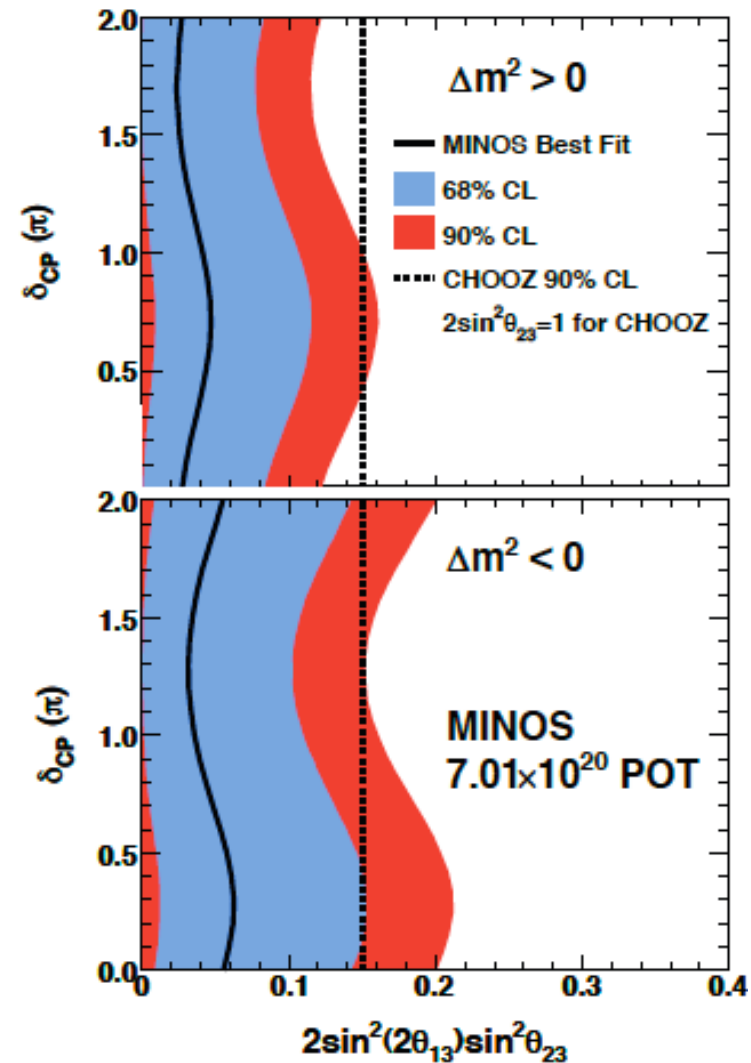
54 events observed. For no oscillations expect  $49.1 \pm 7.0(\text{stat}) \pm 2.7(\text{sys})$  from Near Detector extrapolation.

The limitations are event rate and background. MINOS was designed in 1995 to measure the ‘atmospheric’ parameters. The resolution is such that NC events with  $\pi^0 \rightarrow \text{em}$  shower are a serious background. Nevertheless we can reach the CHOOZ limit for normal hierarchy (NH).

For  $\delta=0$  we find:  $\sin^2 2\theta_{13} < 0.12$  for NH

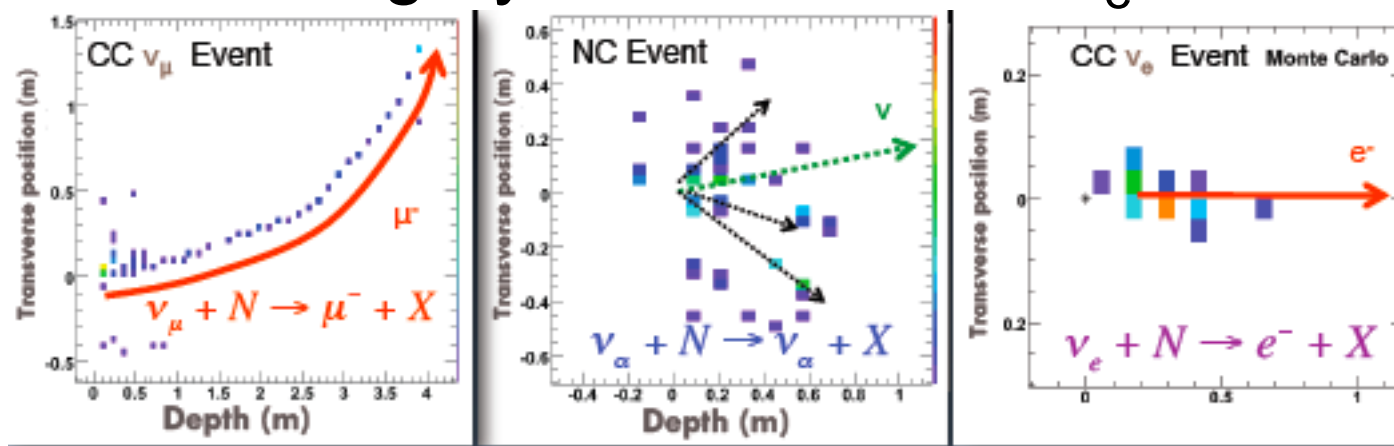
$\sin^2 2\theta_{13} < 0.2$  for IH at 90% CL

(New MINOS results coming in a few months)

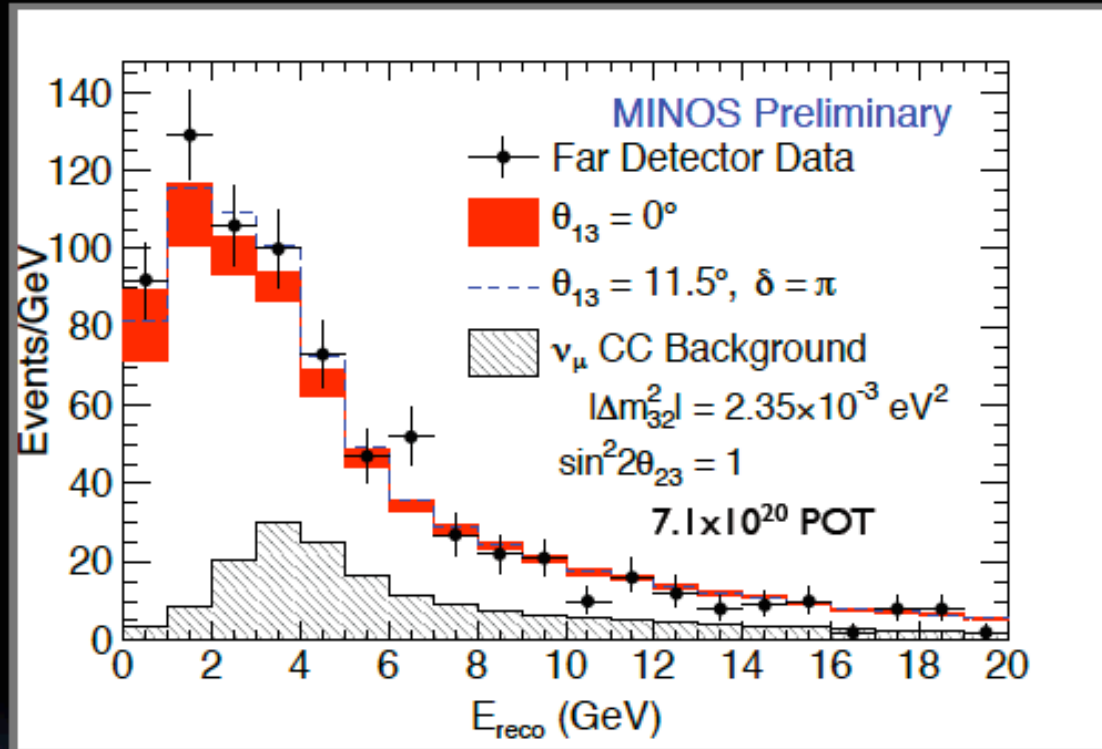


# AP 75-80(2005-10) Some mysteries from M&M\*

If LSND is correct it indicates a 4th neutrino. But  $Z^0$  width indicates 3 active neutrinos. Thus a 4th neutrino should be 'sterile' (no SM interaction). How can MINOS look for this? The cross section for neutral current interactions is the same for  $\nu_e, \nu_\mu, \nu_\tau$ . Therefore, with 3- $\nu$  oscillations, the NC rate remains constant. However, if oscillations into  $\nu_s$  occur, the rate will decrease. There are serious BG's from high-y CC events and  $\nu_e$ .



# Neutral Current Events



Observed: **802 events**  
 Expected: **757 events**

- No depletion of neutral current events observed
  - No evidence of oscillations into sterile neutrinos
  - $\nu_\mu$  change into  $\nu_\tau$  and  $\nu_e$

- Set a limit on fraction of  $\nu_\mu$  that may oscillate into sterile neutrinos

$$f_s \equiv \frac{P_{\nu_\mu \rightarrow \nu_s}}{1 - P_{\nu_\mu \rightarrow \nu_\mu}} < 0.22(0.40) \text{ at } 90\% \text{ C.L.}$$

no (with)  $\nu_e$  appearance

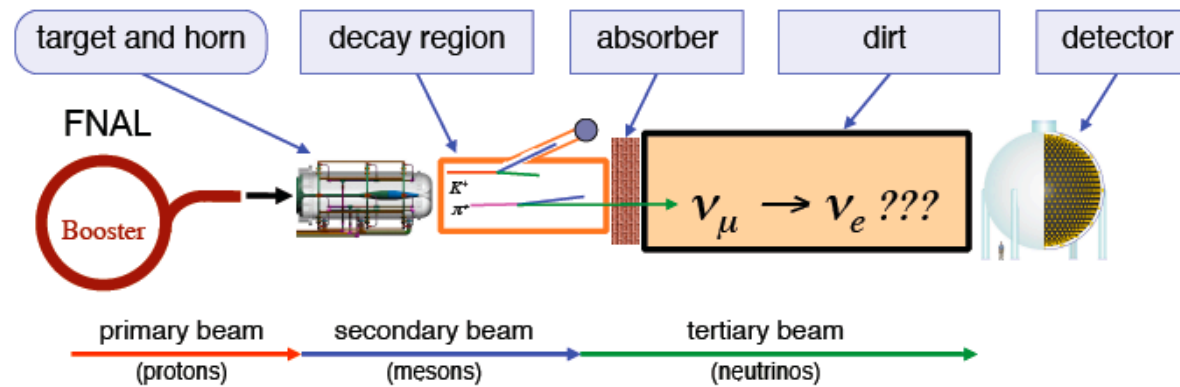
# AP 77-80(2007-10) MiniBooNE

*MiniBooNE was designed to test the LSND signal*

Keep  $L/E$  same as LSND  
while changing systematics, energy & event signature

$$P(\nu_\mu \rightarrow \nu_e) = \sin^2 2\theta \sin^2(1.27 \Delta m^2 L/E) \rightarrow \text{Two neutrino fits}$$

LSND:	$E \sim 30 \text{ MeV}$	$L \sim 30 \text{ m}$	$L/E \sim 1$
MiniBooNE:	$E \sim 500 \text{ MeV}$	$L \sim 500 \text{ m}$	$L/E \sim 1$

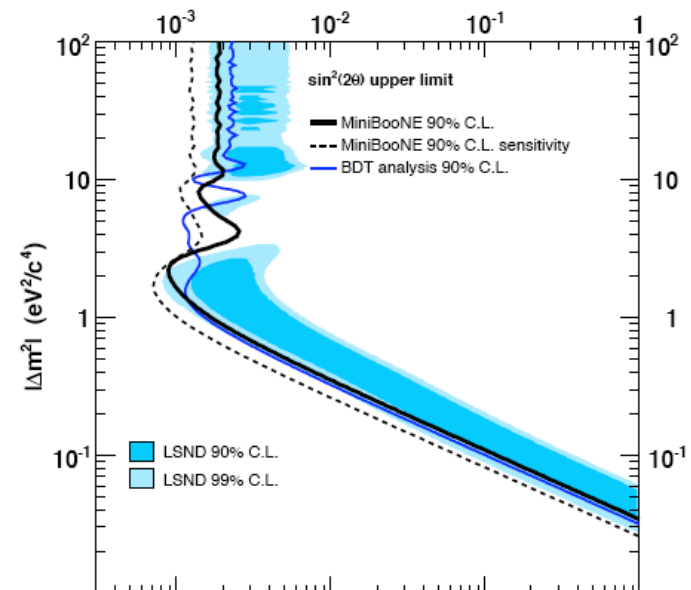
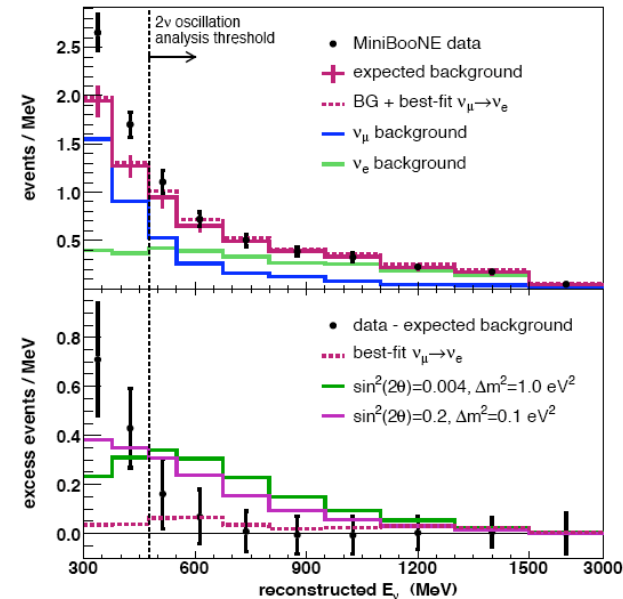


Neutrino mode: search for  $\nu_\mu \rightarrow \nu_e$  appearance with  $6.5E20$  POT  $\rightarrow$  assumes CP/CPT conservation  
Antineutrino mode: search for  $\bar{\nu}_\mu \rightarrow \bar{\nu}_e$  appearance with  $5.66E20$  POT  $\rightarrow$  direct test of LSND

FNAL has done a great job delivering beam!

Look for the LSND effect in a  $\nu_\mu$  beam produced by 8 GeV protons from the Fermilab Booster. The region  $475 < E_\nu < 3000$  MeV would be sensitive to  $\nu_\mu \rightarrow \nu_e$  oscillations with  $\Delta m^2 \sim 1 \text{ eV}^2$ .

Result for  $6.5 \times 10^{20}$  pot:  
 $\nu_e$  excess above BG is  $22 \pm 19 \pm 35$  events. That is, no evidence for LSND effect.  
 But wait !



# MiniBooNE $\bar{\nu}_\mu$

$\bar{\nu}_\mu$  beam exposure;  $5.66 \times 10^{20}$  pot.  
 Excess for  $475 < E < 1250$  MeV is  $20.9 \pm 12.9$  and for  $1250 < E < 3000$  MeV is  $3.8 \pm 5.8$ .

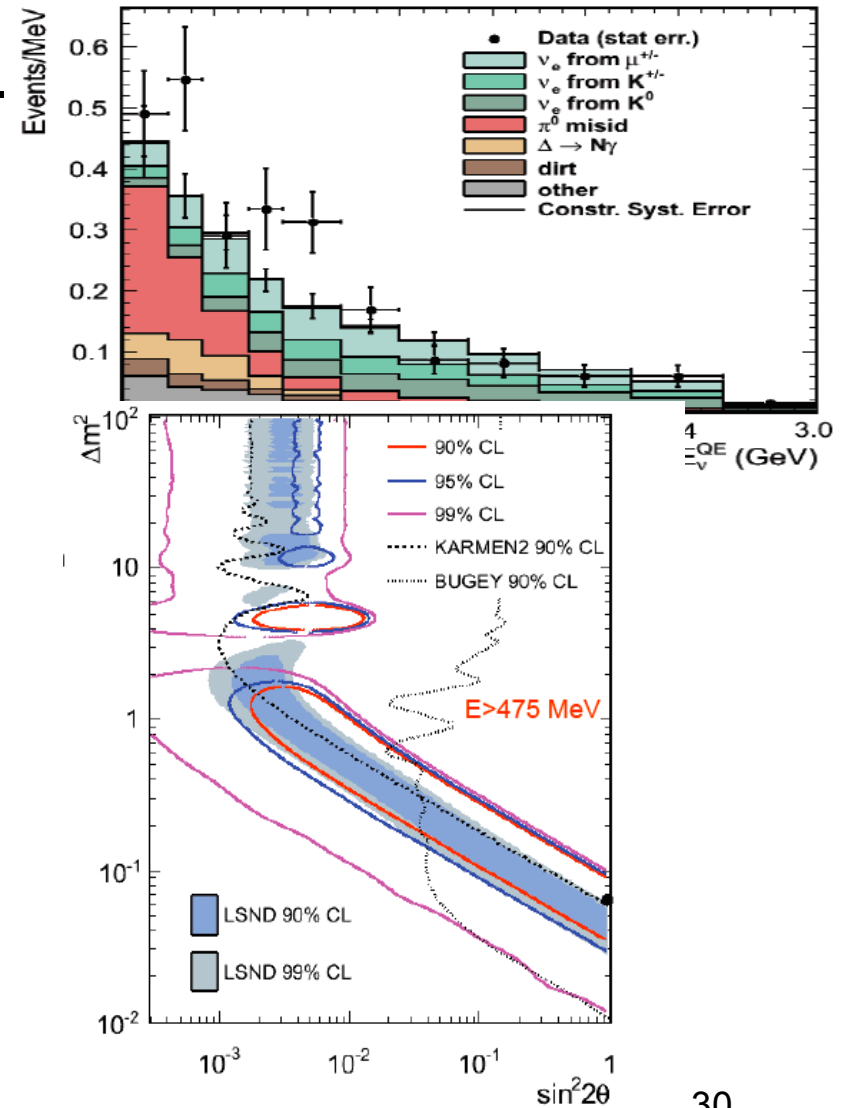
A  $1.3 \sigma$  effect. The fit is shown in the contour plot. It is consistent with LSND  $\bar{\nu}_\mu \rightarrow \bar{\nu}_e$ .

Also noted is a  $3\sigma$  excess of events in  $\nu_\mu$  for  $E < 475$  MeV.

What could this be?

A much smaller excess for  $\bar{\nu}_\mu$  in this region. Clearly more statistics are needed, But,

Could  $\nu_\mu$  differ from  $\bar{\nu}_\mu$ ??

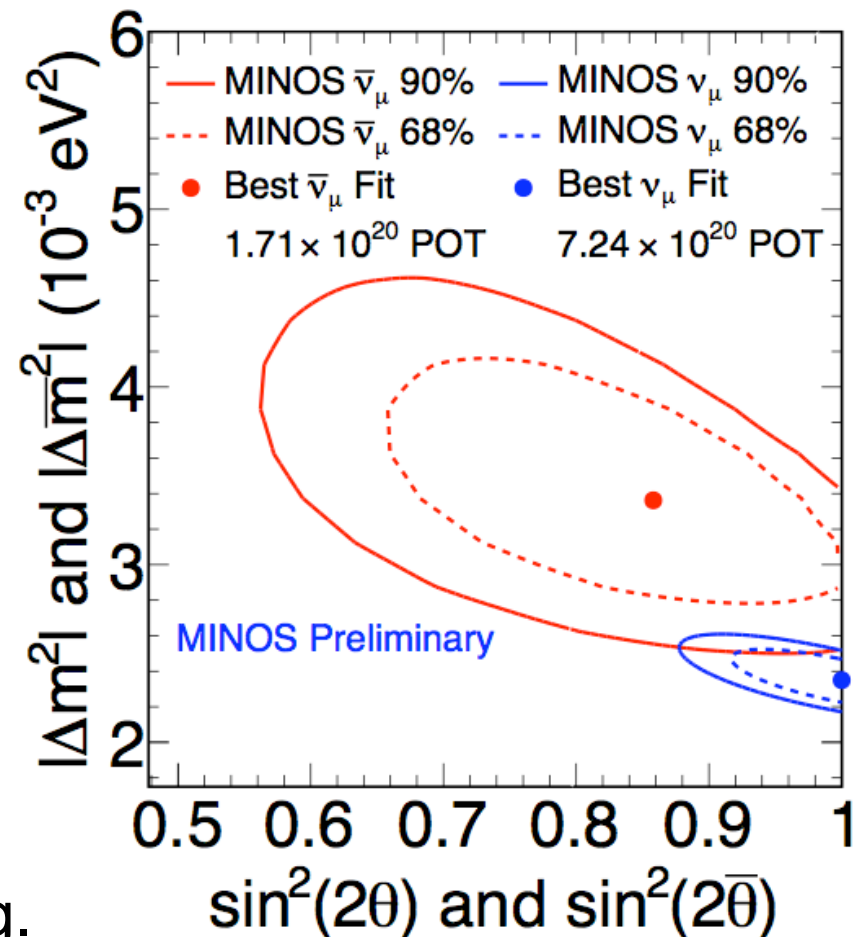


# AP 79(2009) MINOS $\bar{\nu}_\mu$

The MINOS detector is unique in having a magnetic field. It can separate  $\mu^+$  from  $\mu^-$  and thus  $\nu_\mu$  from  $\bar{\nu}_\mu$ . During the long  $\nu_\mu$  run we analyzed the small number of  $\bar{\nu}_\mu$  events. But beginning in 2009 the horn currents were reversed and a  $\bar{\nu}_\mu$  beam was achieved. First results are quite interesting.

For  $1.7 \times 10^{20}$  pot we find  
 $|\Delta m^2| = 3.36 \times 10^{-3} \text{ eV}^2$   
 $\sin^2 2\theta_{23} = 0.86$

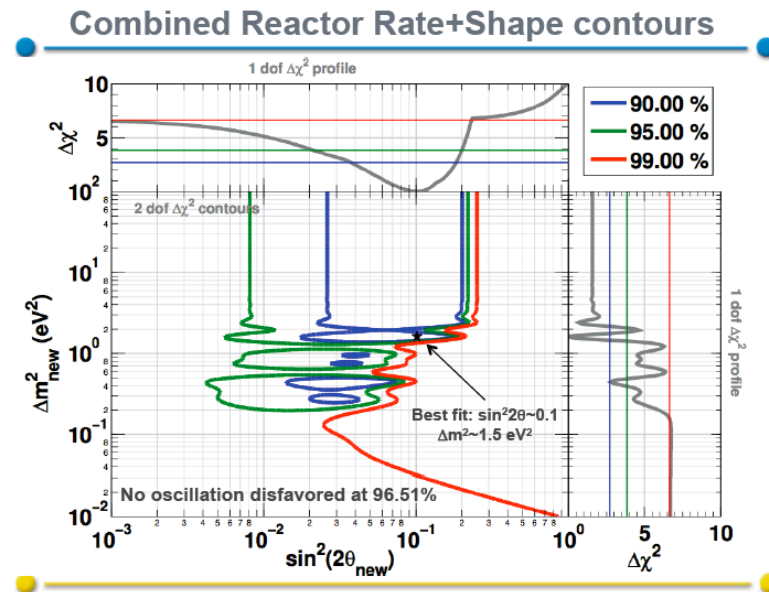
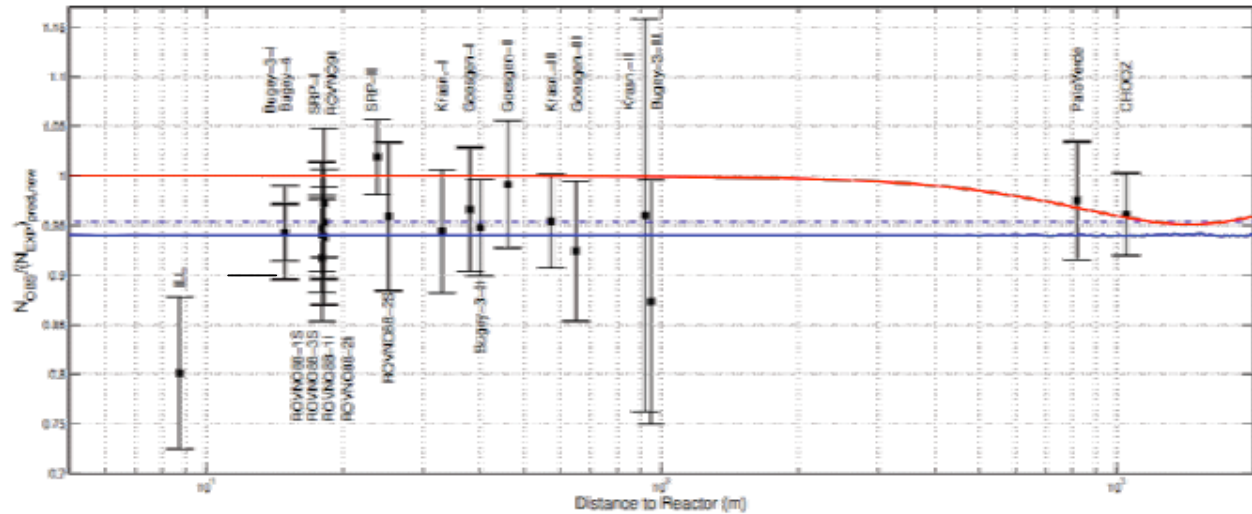
The antineutrino run is continuing.  
But wait. There is more.



# AP 81(2011) Reactor Antineutrino Anomaly

French collaboration announces new, more precise calculation of neutrino flux from reactors. The result is expected event rates should be  $\sim 3\%$  higher than what has previously been used. So now, 18 of 19 early reactor experiments have rates below the prediction. What could this be? A possible explanation is  $\bar{\nu}_e$  oscillation to a 4th sterile neutrino with mixing angle  $\theta$ ,  $\Delta m^2 \sim 1 \text{ eV}^2$

See T. Lasserre, Neutel 2011





It looks like all the hints for something surprising  
come from antineutrino experiments

LSND, MiniBooNE, MINOS, Reactor Anomaly

Difference with neutrino experiments could hint at  
CPT violation, existence of a hidden (almost)  
sterile neutrino sector, NSI (non-standard  
neutrino interactions)

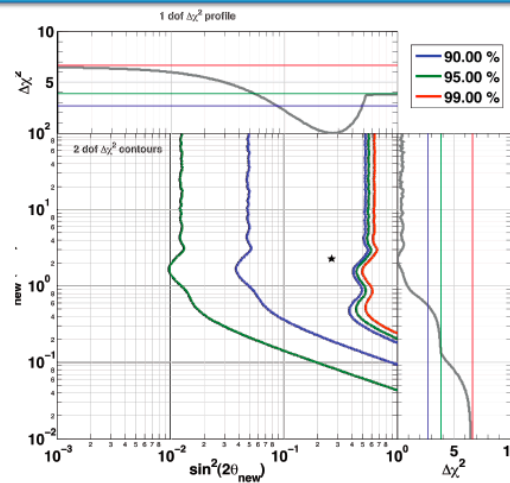
But wait, there is

# The Gallium Neutrino Anomaly

# The Gallium anomaly

- 4 calibration runs with intense MCi neutrino sources:
  - 2 runs at Gallex with a  $^{51}\text{Cr}$  source (750 keV  $\nu_e$  emitter)
  - 1 run at SAGE with a  $^{51}\text{Cr}$  source
  - 1 run at SAGE with a  $^{37}\text{Ar}$  source (810 keV  $\nu_e$  emitter)
- All observed a deficit of neutrino interactions compared to the expected activity. Hint of oscillation ?

## The Gallium anomaly



- Effect reported in C. Giunti & M. Laveder in PRD82 053005 (2010)
- Significance reduced by additional correlations in our analysis
- No-oscillation hypothesis disfavored at 97.7% C.L.

So, neutrinos are giving hints too.

# The Future: AP 81-100(2011-2030)

All these hints have caused great excitement in the neutrino community - theorists thinking beyond the SM: CPT violation, NSI, sterile neutrino sectors, leptogenesis, etc. Phenomenologists do global fits to all the experiments (e.g.,  $\sin^2 2\theta_{13}$  could be  $\sim 0.07$  but is consistent with 0.0; 3 active + 2 sterile neutrinos fits better than 3 + 1). And we still don't know the masses of neutrinos and whether they are Majorana or Dirac.

**We need experiments! The hints need to be clarified. There may even be new surprises.**

**So, what is coming up?**

# Low Energy $\nu$ mass ( $^3\text{H}$ )

The KATRIN experiment



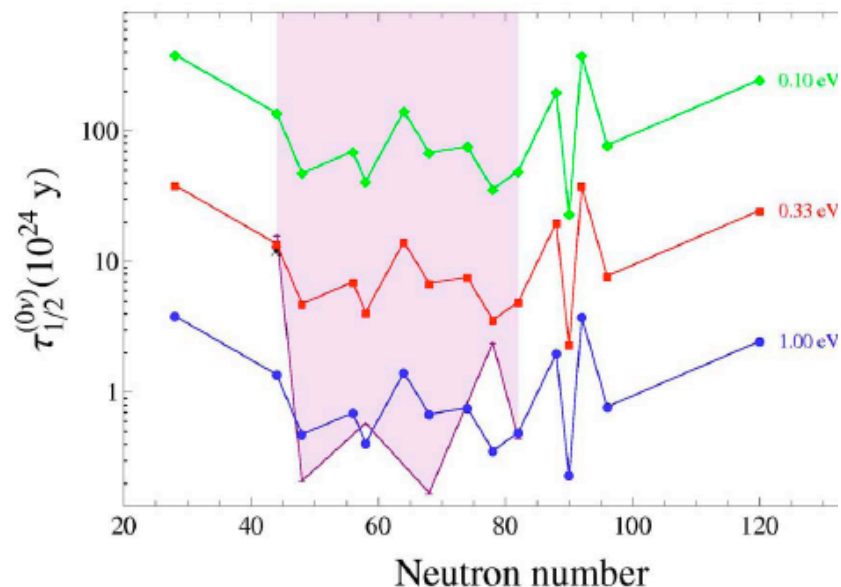
Measure the mass down to 0.2 eV. Results expected in a few years.

# Neutrinoless Double $\beta$ -decay

Can occur only if neutrinos are Majorana:  $\nu \equiv \bar{\nu}$

Half-lives are very long and depend on neutrino mass. Thus, require very low BG --> Deep underground, high sensitivity and resolution. Detection would also give neutrino mass estimate. Present limit  $\sim 1$ -2 eV. Many experiments will run in this decade.

***Good luck to us all!***



From Iachello and Gomez-Cadenes, Neutel 2011

## Race Towards the Ultimate Experiment

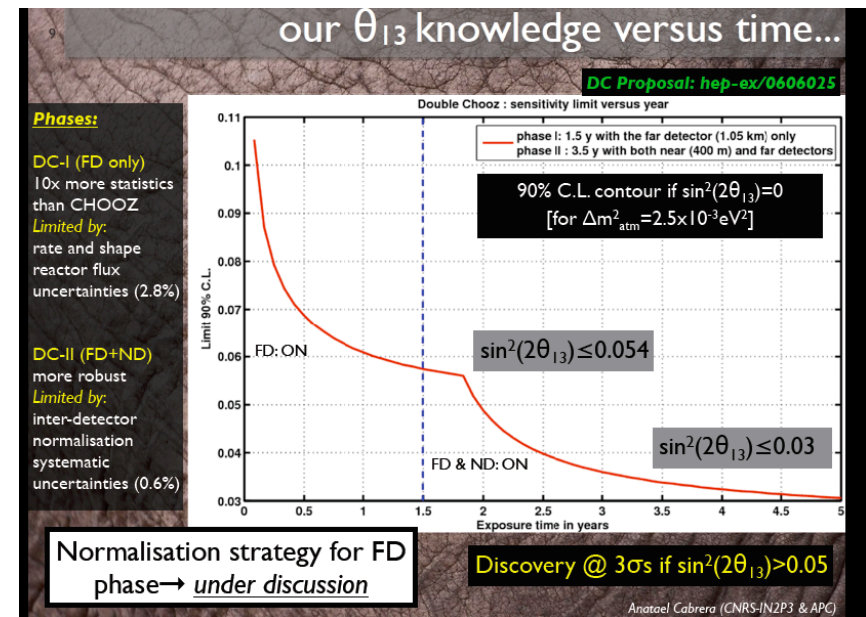
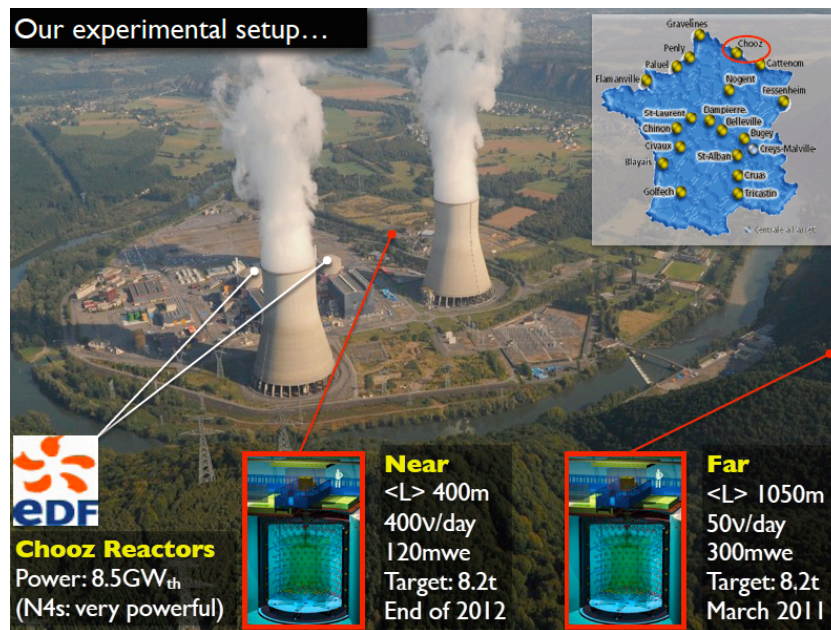
**ULTIMATE  $\beta\beta$  EXPERIMENT**

- Ge diodes (GERDA, MAJORANA)
- Liquid scintillators (SNO+, KamLAND)
- Scintillating crystals (CANDLES)
- Cryogenic bolometers (CUORE)
- Foils + tracking (SuperNEMO, MOON)
- CZT detectors (COBRA)
- LXe TPC w/scint (EXO)
- HPXe TPC w/scint (NEXT, EXO?)
- Scintillating bolometers (BOLUX)

# Reactors

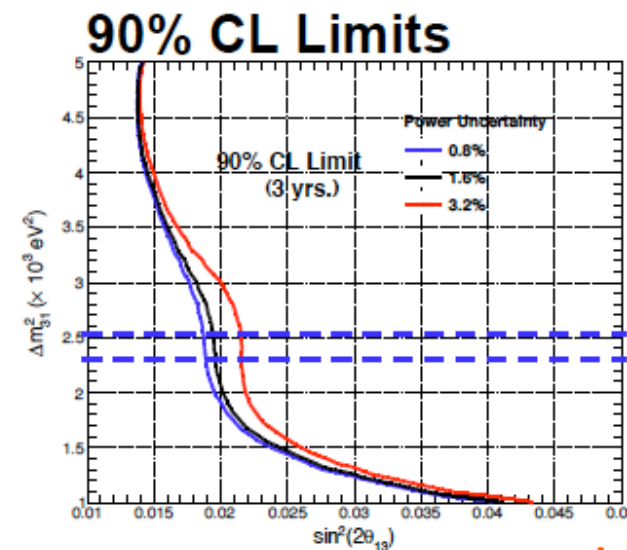

Three new experiments are building and will be starting within the next few years. The main aim: To measure  $\sin^2 2\theta_{13}$  or improve on the present limit:  $\sin^2 2\theta_{13} < 0.15$ .

DOUBLE CHOOZ - Two detector experiment. About to begin. Will reach  $\sin^2 2\theta_{13} < 0.03$  (90% CL) in  $< 3-5$  years.



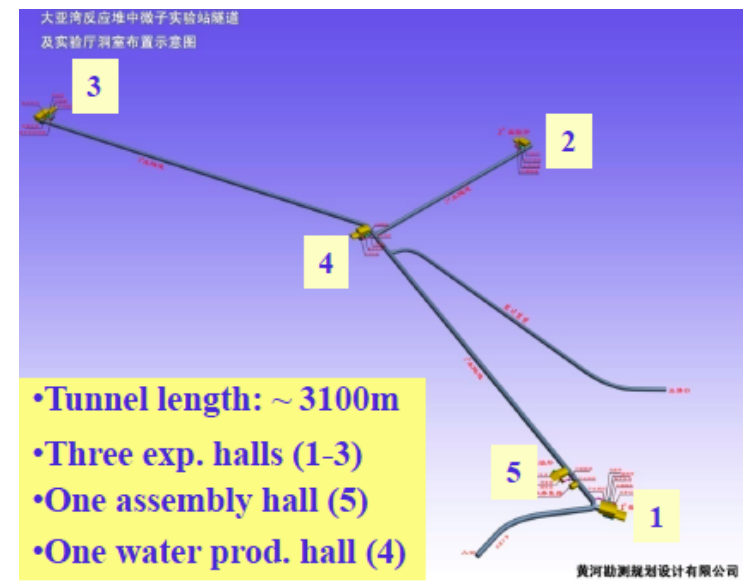
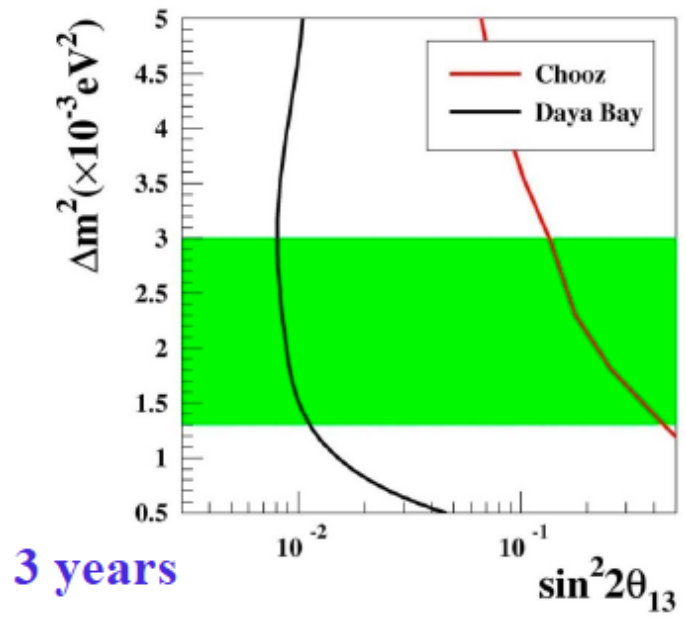
# RENO - in South Korea

Six reactor - two detector experiment. Goal  $\sin^2 2\theta_{13} < 0.02$  (90% CL) in 3 years. Start data taking this year.



# Daya Bay - in China (the most ambitious)

Six reactor - three detector experiment (2 Near, 1 Far).  
Goal  $\sin^2 2\theta_{13} < 0.01$  (90% CL) in 3 years. Start data taking next year.





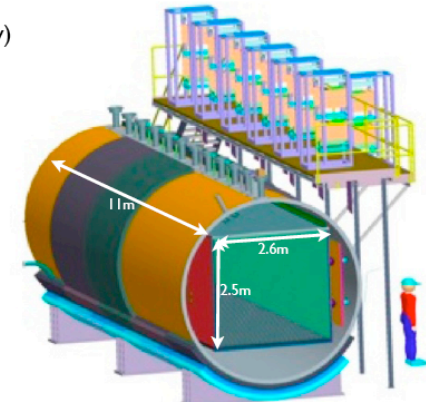
# Medium Energy

## MicroBooNe at Fermilab

- MicroBooNe\* is a LArTPC experiment that will operate in the on-axis Booster neutrino beam and off-axis NuMI neutrino beam on the surface at Fermilab.
- Combines timely physics with hardware R&D necessary for the evolution of LArTPCs.
  - ▶ MiniBooNe low-energy excess
  - ▶ Low-Energy Cross-Sections
  - ▶ Cold Electronics
  - ▶ Long-drift operation (strict demands on LAr purity)

Cryostat Volume	150 Tons
TPC Volume	90 Tons
# Electronic Channels	~9000
Wire Pitch	3 mm
Electronics Style (Temp.)	JFET (120 K)
Max. Drift Length (Time)	2.5m (1.5ms)
Light Collection	~30 8" Hamamatsu PMTs

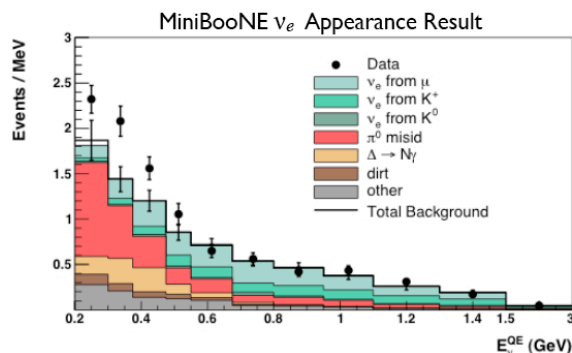
- ★ Stage 1 approval from Fermilab directorate in June 2008
- ★ CD-0 (Mission Need) in October 2009
- ★ CD-1 (reviewed early March)
- ★ CD-2/CD-3a (Fall 2010)
- ★ Turn On (2012-2013)



MicroBooNe Experiment  
(DOE/NSF Supported)

\*See poster from Vassili Papavassiliou

- Address the MiniBooNe\* low energy excess
  - ▶ Does MicroBooNe confirm the excess?
  - ▶ Utilize  $dE/dx$  + topology to determine if it is an electron-like or gamma-like process
- Low Energy Cross-Section Measurements (CCQE, NC  $\pi^0$ ,  $\Delta \rightarrow N\gamma$ , Photonuclear, ...)
- Study processes relevant for proton-decay searches in a large LArTPC
- Fully implement automated reconstruction (building on ArgoNeuT's effort)



MiniBooNe Neutrino-Mode Excess  
 200-300MeV:  $45.2 \pm 26.0$  events  
 300-475MeV:  $83.7 \pm 24.5$  events

MicroBooNe will have  $>5\sigma$  significance for electron-like excess,  $>3.3\sigma$  for photon-like excess.

\*See talks by:  
 Richard Van deWater  
 and  
 Georgia Karagiorgi  
 on Monday.

~ 100 ton LArTPC to test the MiniBooNe low energy Excess (is it e's or  $\gamma$ 's ?) and the LSND hint. Also a step toward more massive LAr detectors.  
 Turn-on 2012-13.

# Double LAr proposal (sterile $\nu$ 's)

The LSND/+MiniBooNe both antineutrino and neutrino  $\nu_\mu \rightarrow \nu_e$  oscillation anomalies;

The Gallex + Reactor oscillatory disappearance of the initial  $\nu_e$  signal, both for neutrino and antineutrinos

An oscillatory disappearance may be present in the  $\nu_\mu$  signal, so far unknown.

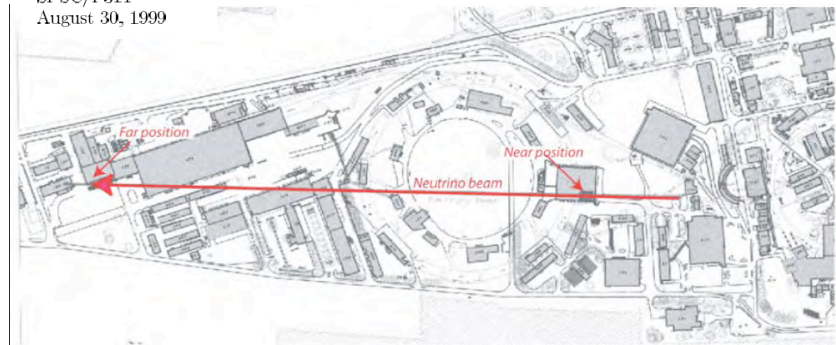
Accurate comparison between neutrino and antineutrino related oscillatory anomalies

C. Rubbia Neutel 2011

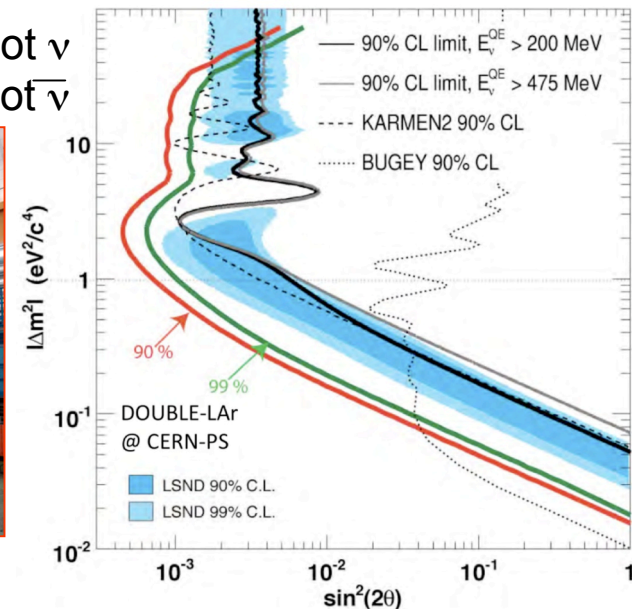
Bring 600 ton ICARUS to CERN PS as far detector (850 m)

New 150 kton near (127 m)

CERN-SPSC/99-26 SEARCH FOR  $\nu_\mu \rightarrow \nu_e$  OSCILLATION AT THE CERN PS  
SPSC/P311  
August 30, 1999



2.5e20 pot  $\nu$   
5.0e20 pot  $\bar{\nu}$

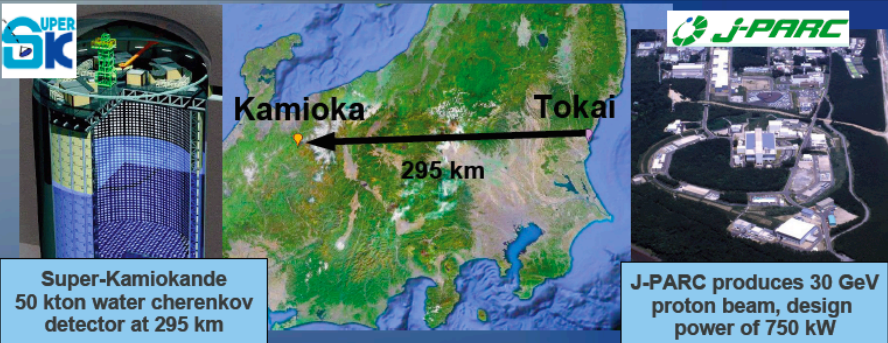


# Long Baseline - Near Future T2K, NO $\nu$ A

T2K -  $\sim 0.6$  GeV  $\nu_{\mu}$  beam, 295 km baseline,  
startup in January AP 80(2010) -  $\theta_{13}$

## T2K (Tokai to Kamioka) Experiment

*First experiment purposely built for  $\theta_{13}$  measurement*




Super-Kamiokande  
50 kton water cherenkov detector at 295 km

J-PARC produces 30 GeV proton beam, design power of 750 kW

- High intensity  $\nu_{\mu}$  beam from J-PARC to Super-Kamiokande @ 295km
- Discovery of  $\nu_e$  appearance  $\implies$  determine  $\theta_{13}$
- Precise meas. of  $\nu_{\mu}$  disappearance  $\implies$   $\theta_{23}$ ,  $\Delta m^2_{23}$

A. Rubbia XIV International Workshop on Neutrino Telescopes (2011)

## T2K Overview



30 GeV proton beam from J-PARC Main Ring (MR)

Pions decay in  $\approx 100$ m decay volume

MUMON monitor measures muons from pion decay

Off-axis at 295 km, Super-Kamiokande (SK) water cherenkov detector measures oscillated flux

0m 120m 280m 295 km

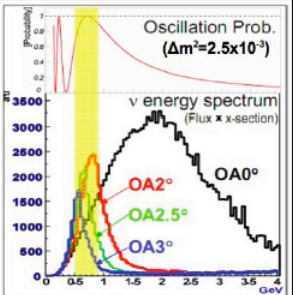
Beam on 90 cm graphite target

3 magnetic horns focus positively charged hadrons

At 280 m, on-axis INGRID detector measures neutrino rate, beam profile

Off-axis ND280 detector measures spectra for various neutrino interactions

Beam peaked at 1<sup>st</sup> max  $E \sim 600$  MeV



Oscillation Prob. ( $\Delta m^2 = 2.5 \times 10^{-3}$ )

$\nu$  energy spectrum (Flux  $\times$  x-section)

OA0 $^\circ$  OA2 $^\circ$  OA2.5 $^\circ$  OA3 $^\circ$

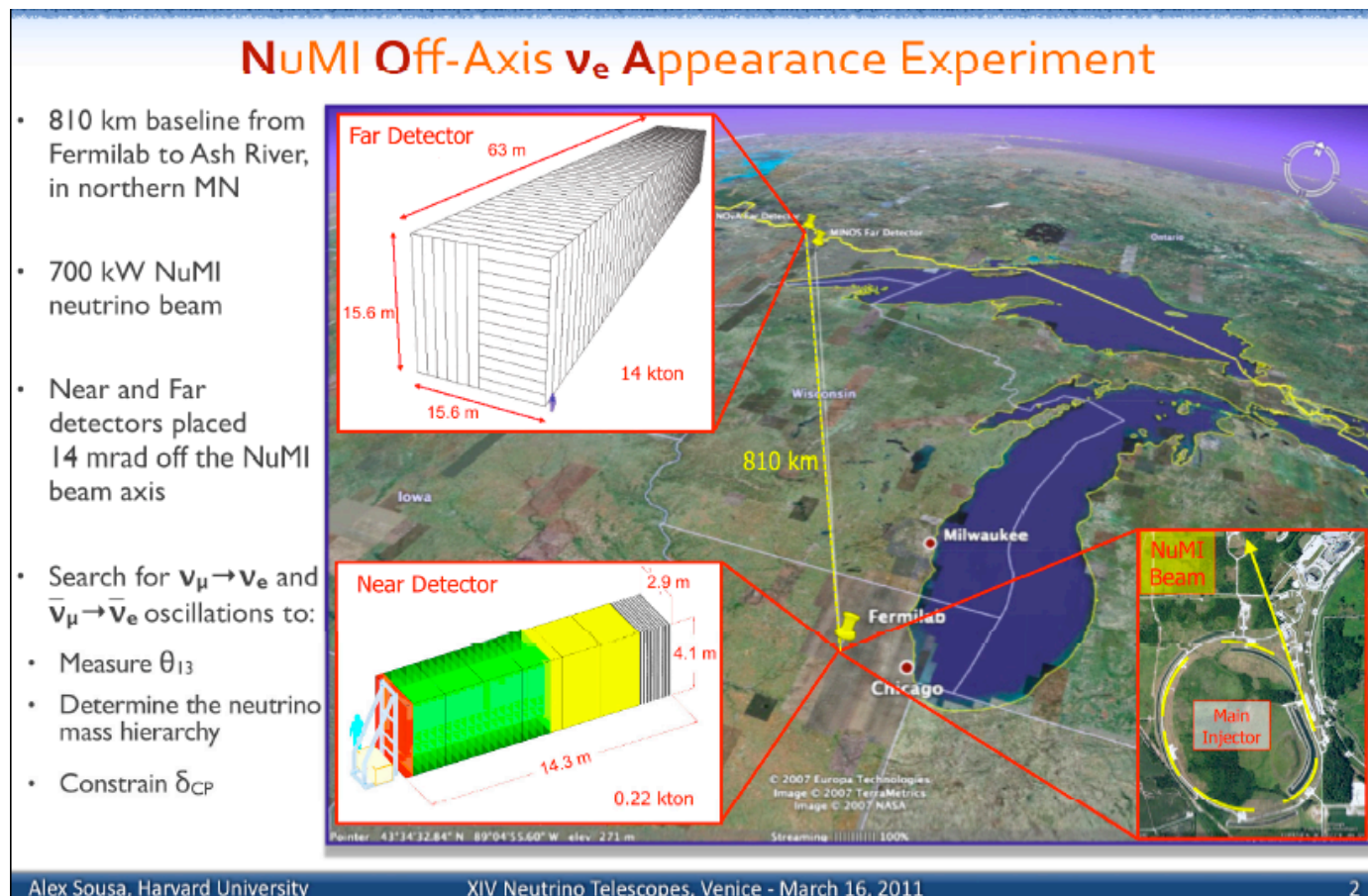
# Conclusions



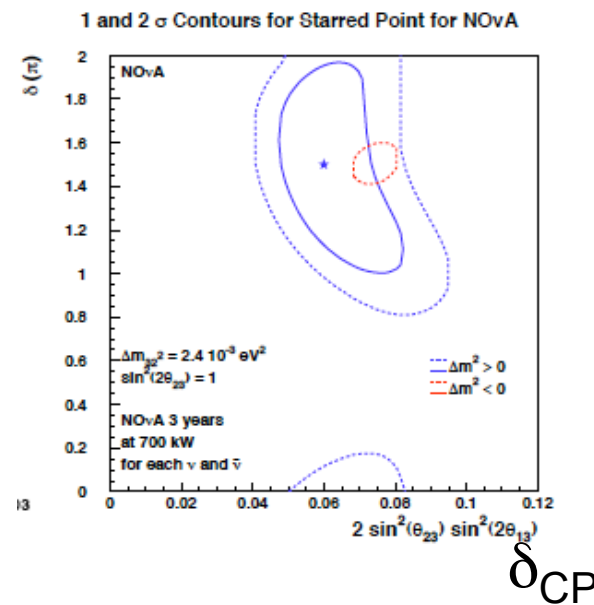
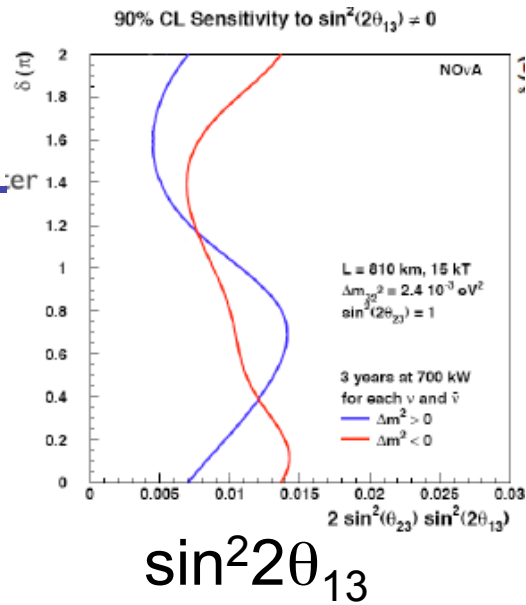
- *T2K searches for  $\nu_{\mu} \rightarrow \nu_e$  &  $\nu_{\mu} \rightarrow \nu_x$  oscillations and aims at determining the atmospheric sector parameters*
- *T2K started physics running from Jan. 2010.*
- *We reported results from the first  $\nu_{\mu} \rightarrow \nu_e$  oscillation analysis based on  $3.23 \times 10^{19}$  p.o.t. (2010 Jan. ~ Jun):*
  - *# of observed events surviving all cuts = 1*
  - *# of expected background =  $0.30 \pm 0.07$  (w/  $\theta_{13}=0$ )*
- *The observed  $\nu_{\mu}$  CC candidates are consistent with the neutrino oscillation parameters measured by SK, K2K and MINOS.*
- *The total integrated proton intensity accumulated until the earthquake is  $1.45 \times 10^{20}$  p.o.t. and events are being analyzed. With this increased statistics, we expect a  $\theta_{13}$  sensitivity better than that of CHOOZ. In addition, the analysis strategy will be improved.*
- *The full extent of the impact of the earthquake on future T2K running is at present unknown.*

# NO $\nu$ A, AP 83-90(2013-20)

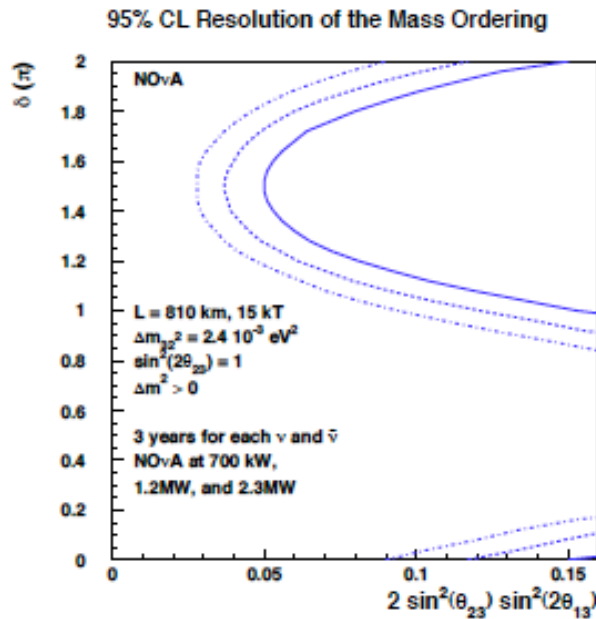
~ 2GeV off-axis  $\nu(\bar{\nu})$  700 kw beams; baseline 810 km;  
liquid scintillator far (14 ktons) and near detectors.  
Startup October 2013 (maybe 31 Dec).Run until 2020.



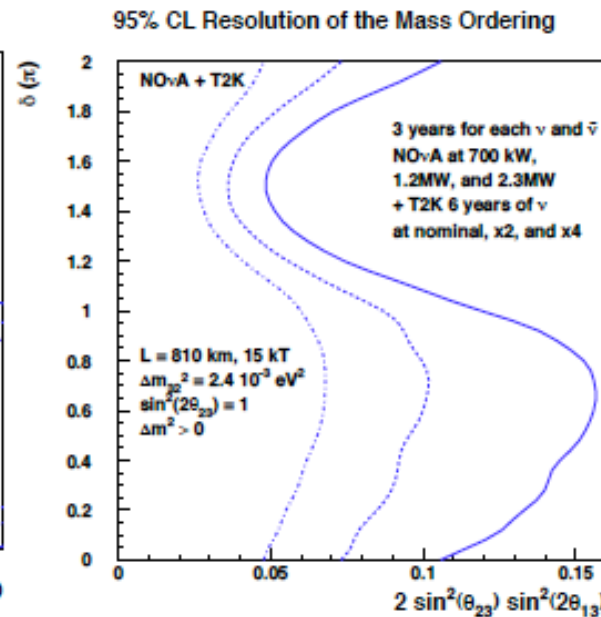
NO<sub>v</sub>A  
 $\nu_e$  appearance  
 limits



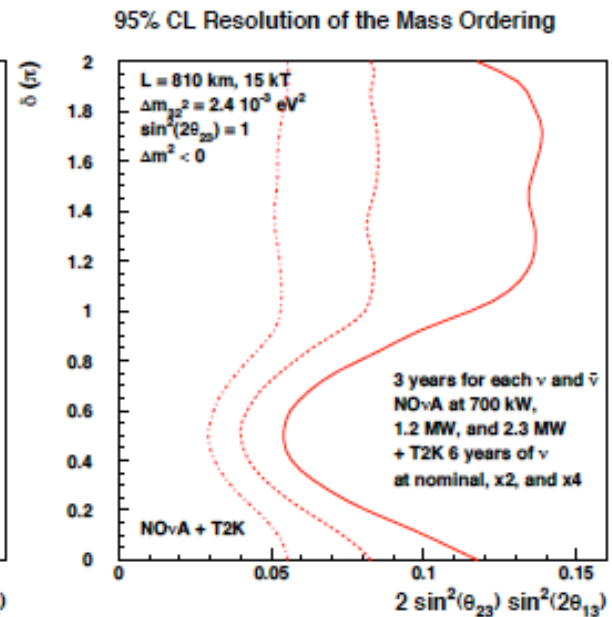
NO<sub>v</sub>A will also  
 measure  $\nu_\mu$  dis-  
 appearance precisely,  
 $\nu_\mu - \bar{\nu}_\mu$  differences, as  
 well as search for  
 sterile  $\nu$ 's



Normal Hierarchy  
 NO<sub>v</sub>A alone



Normal Hierarchy  
 NO<sub>v</sub>A+T2K



Inverted Hierarchy  
 NO<sub>v</sub>A+T2K

# AP 90-100(2020-30) and Beyond

Reactors, T2K, NOvA will determine  $\sin^2 2\theta_{13}$  if it is  $> \sim 0.01$ . But if it is below  $\sim 0.06$  they are unlikely to resolve  $\delta_{CP}$  or Mass Hierarchy, nor small NSI's or  $\nu$ - $\bar{\nu}$  differences.

Superbeam Proposals ( to run  $\sim 2020-2030$ )

LBNE - USA (Fermilab to DUSEL?)

LAGUNA- Europe (CERN to ?? 7 poss. sites)

HyperKamiokande- Japan (JPARC to ?)

Beyond Superbeams

Neutrino Factory

# Superbeams - $\nu_e$ Appearance

Choose baseline  $L$ , energy  $E$ , to maximize matter effects for  $\delta_{CP}$ , MH determination. Maximize beam intensity, build massive detectors.

(Note: The massive detectors will do much more than the neutrino beam studies: proton decay and solar, atmospheric, supernova, and geo - neutrinos, etc)

LBNE - Fermilab's future is the 'intensity frontier' :  
Neutrino physics, rare phenomena (e.g., Mu2e)

With Tevatron turn-off beam power for NOvA doubles (compared to MINOS) to 700 kW.

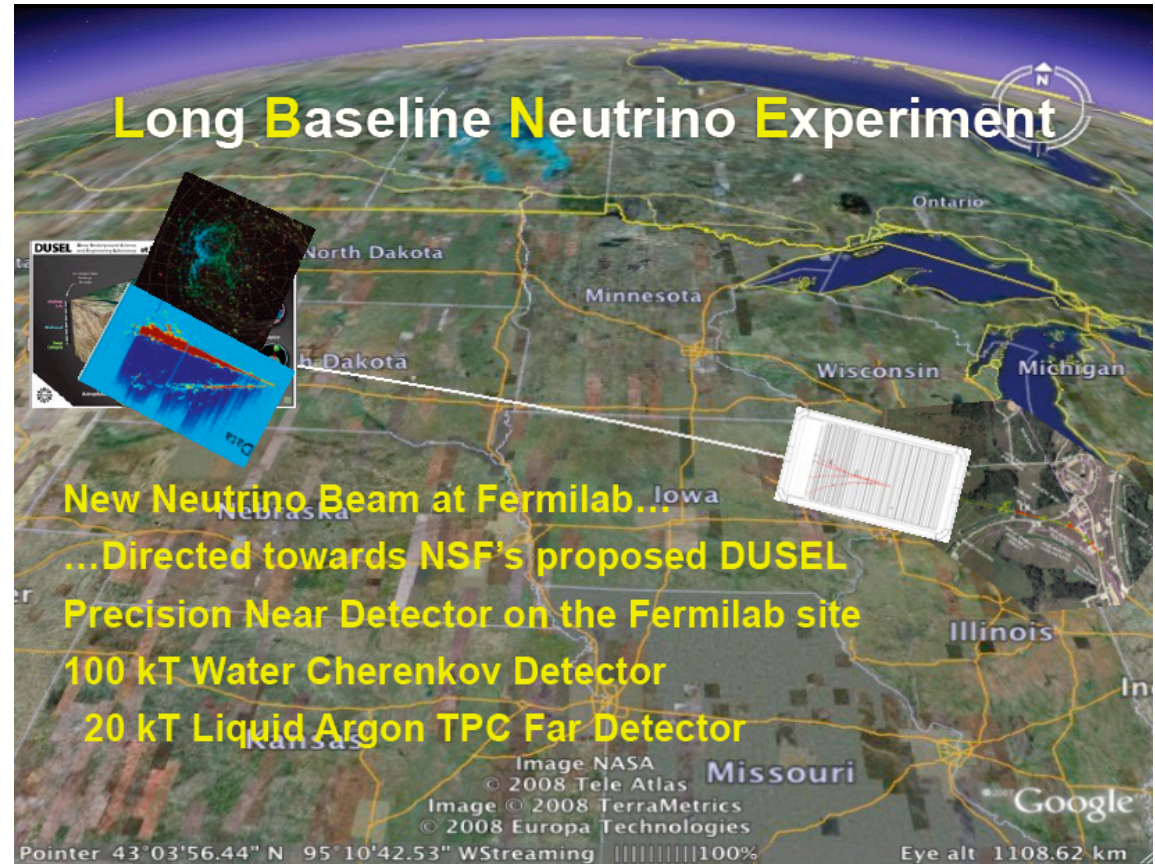
Planning for LBNE assumes this beam, but Project X at Fermilab aims at 2.3 MW on a similar time scale.



# Present proposal - Fermilab to Homestake Mine in South Dakota, L=1300 km - AP 90-100 (2020-30)

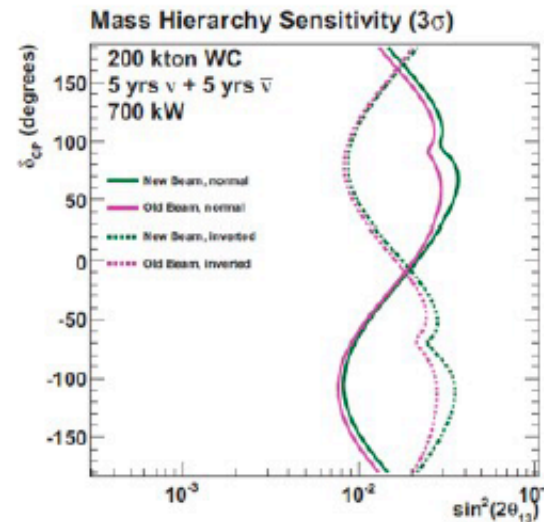
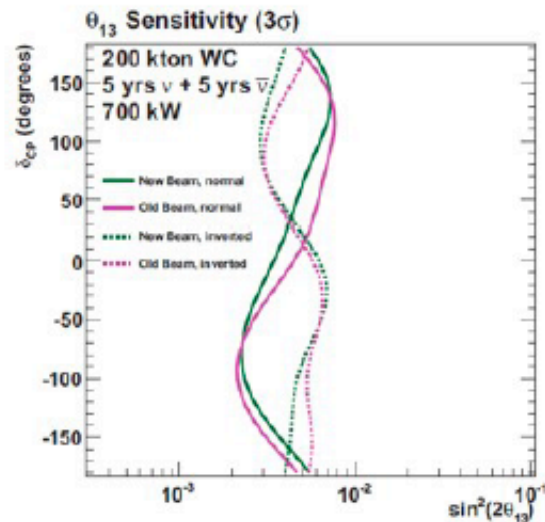
Early cost estimates with ~1 Mton H<sub>2</sub>O + 100 kton LAr were ~\$2 b. After much reworking present beam + detectors+ caverns and shafts in mine somewhat > \$ 1 billion.

DOE limit is \$ 1 billion (not including Project X)

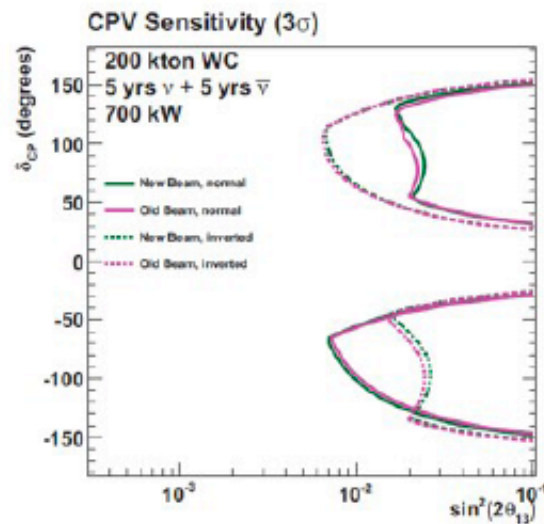




# LBNE Sensitivities:



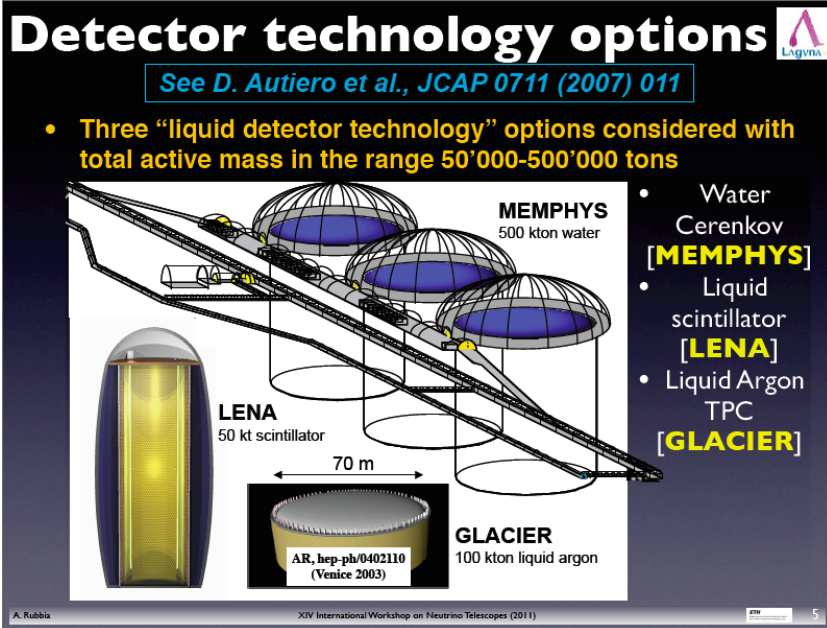
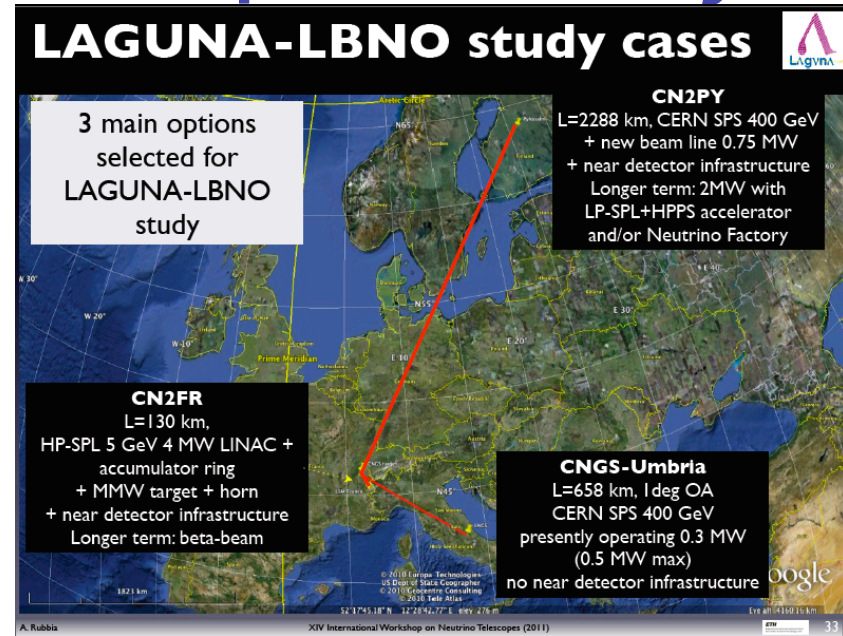
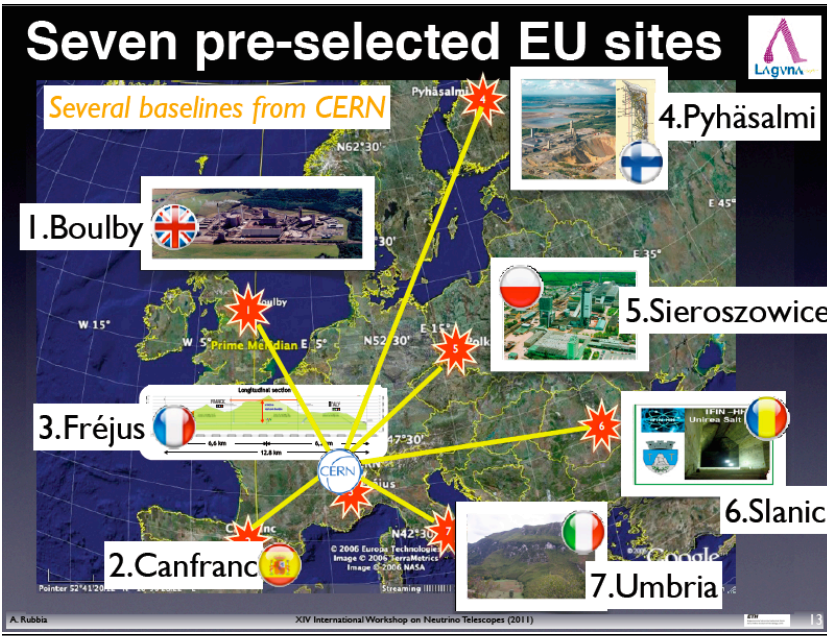
Sensitivities shown are for 200 ktons WCD.  
With 34 ktons LAr, the sensitivities are equivalent.



Sensitivities shown are for 10 years with 700 kW proton beam.  
With Project X ( $\geq 2$  MW), the same sensitivity would be reached in 1/3 the time ... or  $\sim\sqrt{3}$  greater sensitivity for the same running period.

Fall 2010 Report from the LBNE Physics Working Group

# LAGUNA-LBNO European Project



The physics goals are essentially the same as for LBNE and the achievable sensitivities are similar for comparable beam power.

# LAGUNA Time Lines



## $\nu$ beams at CERN – future possibilities

### Short timescale (~2015)

- ▣ Conventional LBL  $\nu$ -beams from SPS (400 GeV)
  - ▣ Exploit the CNGS technology, sub-MW class facility, CNGS+
    - ▣ Intensity upgrade, new focusing scheme for low  $\nu$ -beam energies
- ▣ Conventional SBL  $\nu$ -beam from PS (20 GeV) – PSNF
  - ▣ Dedicated experiment on sterile neutrinos
  - ▣ Test bed for detector and targetry R&D, x-section measurements

### Medium timescale (~2020)

- ▣ Conventional LBL  $\nu$ -beams from SPS (400 GeV)
  - ▣ CNGS+ beam to a new site (CN2?)
- ▣ Upgrade using LP-SPL as proton driver, new HPPS (30-50 GeV)
  - ▣ ~MW class facility (CN2?-HP)

### The BIG picture – ultimate facilities (~2030)

- ▣ Super beams,  $\beta$ -beams, Neutrino Factory
  - ▣ HP-SPL and new accelerators, MMW class facilities

Cost estimates: Not yet determined. It's going to be HIGH!

## LAGUNA - Milestones



LAGUNA Design Study funded for site studies:	2008-2011
Categorize the sites and down-select:	Sept. 2010
LAGUNA-LBNO: funded for detector design and beam options	2011-2014
Critical decision (and $\theta_{13} \neq 0$ ?)	2014 ?
Phase 1 excavation-construction:	2015-2020 ?
Phase 2 excavation-construction:	>2020 ?

Timeline matched to new potential CERN neutrino (super)beams in >2016

# Japan -JPARC to Okinoshima



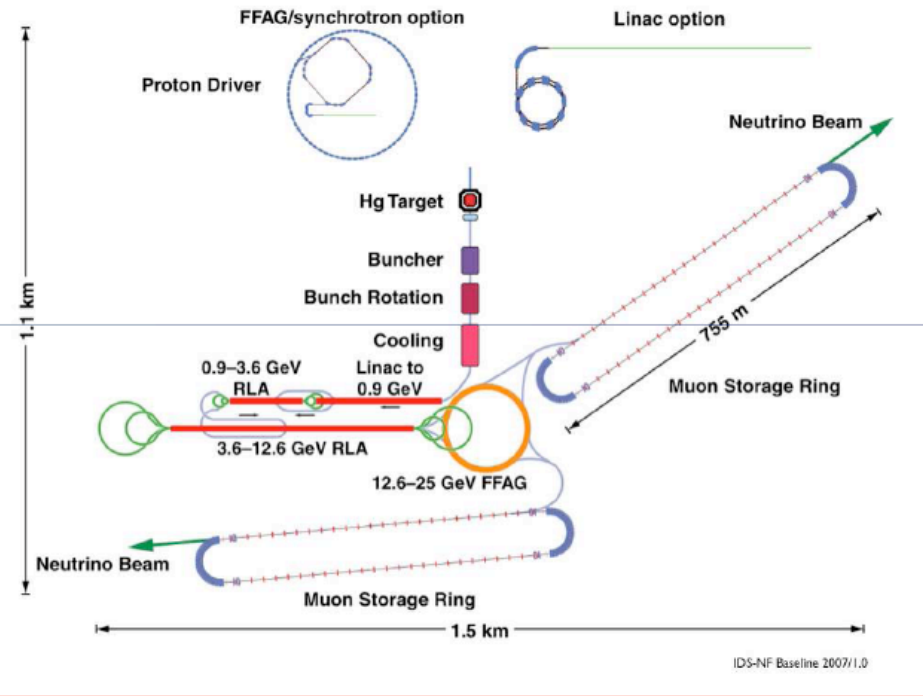
Upgrade the JPARC beam.

Detector would be 100 kton LarTPC similar to LAGUNA proposal. Sensitivities for CPV similar to LBNE and LAGUNA.

Alternate option:  
540 kton H<sub>2</sub>O Cerenkov at Kamioka.

# AP 100 & Beyond- Neutrino Factory

Stored $\mu^- \rightarrow e^- \nu_\mu \bar{\nu}_e$	
Disappearance	Appearance
$\bar{\nu}_e \rightarrow \bar{\nu}_e \rightarrow e^+$	$\bar{\nu}_e \rightarrow \bar{\nu}_\mu \rightarrow \mu^+$
	$\bar{\nu}_e \rightarrow \bar{\nu}_\tau \rightarrow \tau^+$
$\nu_\mu \rightarrow \nu_\mu \rightarrow \mu^-$	$\nu_\mu \rightarrow \nu_e \rightarrow e^-$
	$\nu_\mu \rightarrow \nu_\tau \rightarrow \tau^-$



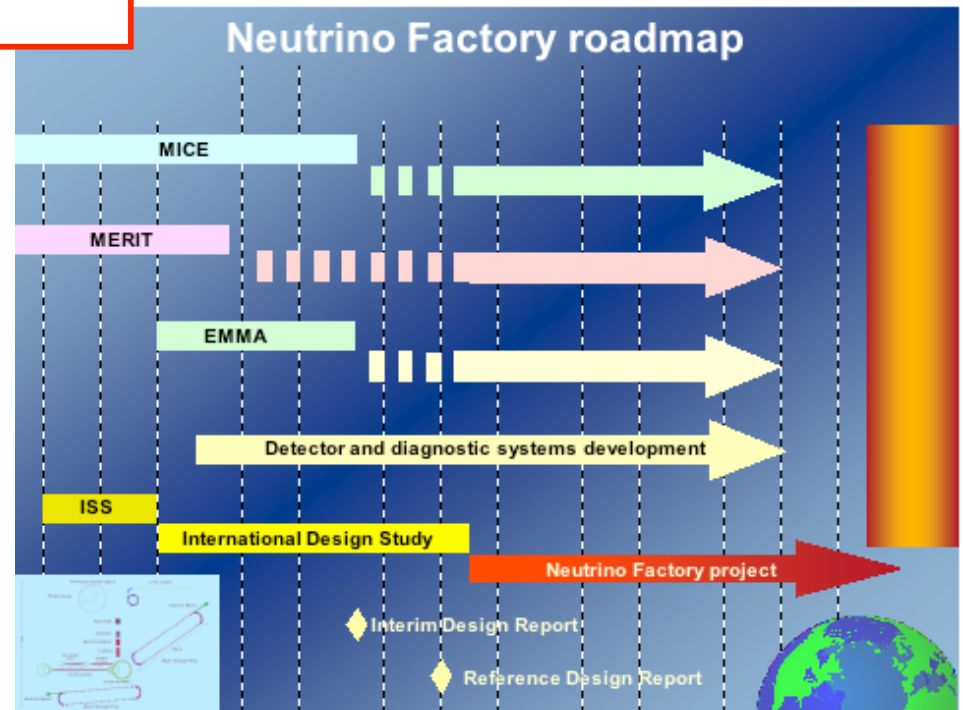
~25 GeV muons,  
 large  $\nu_e$  and  $\bar{\nu}_e$  fluxes. Makes very long baselines possible,  
 e.g., 7500 km 'magic' baseline for 'pure'  $\sin^2 2\theta_{13}$  down to  $10^{-4}$   
 and ~2540 km 'bimagic' baseline for 'pure' mass hierarchy  
 determination. All other parameters measurable to great  
 accuracy by varying beam energy, and better sensitivity to  
 non-standard phenomena. K.Long, NEUTEL 2011 and NEUTRINO 2010

# International Design Study - Neutrino Factory (IDS-NF)

<b>Bulgaria</b>	Sofia
<b>France</b>	IPHC Strasbourg
<b>Germany</b>	MPI Heidelberg, MPI Munich, Würzburg
<b>India</b>	HCRI Allahabad, SINP Kolkata, TIFR Mumbai
<b>Italy</b>	Milano Bicocca, Napoli, Padova, Roma III
<b>Japan</b>	Kyoto, Osaka, Tokyo Met.
<b>Spain</b>	Madrid, Valencia
<b>Russia</b>	INRR Moscow
<b>Switzerland</b>	CERN, Geneva
<b>UK</b>	Brunel, DL, Glasgow, Imperial, IPPP Durham, Oxford, RAL, Sheffield, Warwick
<b>USA</b>	BNL, FNAL, JLab, LBNL, Mississippi, MSU, Muons Inc., Northwestern, ORNL, Princeton, Riverside, Stony Brook, South Carolina, Virginia Tech., UCLA

Note: Much of the R&D overlaps with that for a Mu-mu collider. Particular interest at Fermilab and CERN.

Time scale - put years on the vertical lines. If it's decided to go ahead physics by mid-2020's could be possible.



# Summary & Conclusions

## 1. What we didn't cover:

a. Neutrino interactions, cross sections (e.g., MINERvA at Fermilab)

b. Astrophysical neutrinos; solar, supernova, galactic, relic.

Experiments like Borexino, ICECUBE,  
KM3NeT (ANTARES, NESTOR, NEMO).

c. Geoneutrinos, neutrino applications

2. In 80 years we have come from table-top experiments to billion(s) \$ experiments. In the process neutrinos played a crucial role in reaching the state of our present knowledge and giving first hints of beyond the SM. We learned a lot about them; flavors, oscillations. We have Known knowns:  $\sin^2 2\theta_{12}$ ,  $\sin^2 2\theta_{23}$ ,  $\Delta m^2_{21}$ ,  $|\Delta m^2_{32}|$ ; Known unknowns: masses, Majorana/Dirac,  $\theta_{13}$ , CPV, MH; Semi-Known unknowns; sterile neutrinos, CPT violation; and Unknown unknowns\*. These last are the surprises, and given past experience, we should expect a few in the next 20 years.

3. Funding! Is society going to pay for all these proposed projects.

It's important that we collaborate internationally and economize.

\*See A. McDonald, Neutel 2011, quoting Donald Rumsfeld



Neutrinos have still a lot to teach us  
and are going to keep us busy for a  
long time to come, so you are all  
invited to

**NEUTRINO 2030**

in Zurich, the Pauli Centennial.

For details go to NEUTRINO 2010 (<http://www.neutrino2010.gr>)  
and NEUTRINO TELESCOPES 2011(<http://neutrino.pd.infn.it/Neutel2011/>)